



www.antarestireusa.com



PCR / LTR / SUV / RFT / ALL SEASON / 4x4

Tire Direct 
La nueva generación



Tire Direct 
La nueva generación



Ver.2023.06

PRODUCT CATALOG

CONTENTS

Run-Flat TIRE

INGENS A1 RFT	02
MAJORIS R1 RFT	02
INGENS-LOCUS RFT	02

PCR TIRE

INGENS EV	03
INGENS-LOCUS	04
INGENS A1	04
BLITZK RS	07
SU-830	08
MAJORIS M5	09

All Seasons TIRE

POLYMAX 4S	10
------------------	----

LTR TIRE

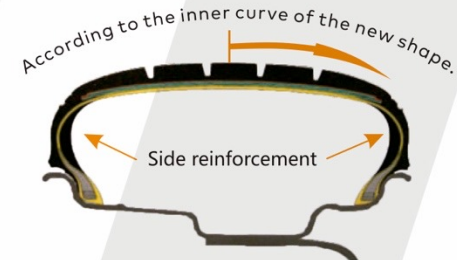
NT 3000.....	11
SU-810	12

SUV TIRE

MAJORIS R1.....	13
SMT A7.....	14
GOLIATH A/T.....	16
DEEP DIGGER	17

Run-flat tire principle

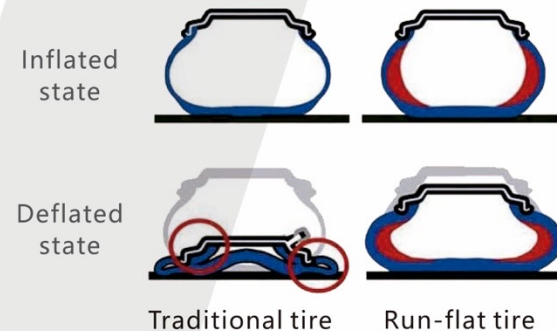
The outer contour of the tire is based on the new shape of the inner curve, with a layer of sidewall reinforced rubber between the inner lining and the cord. The rubber compound has a good supporting function and has the characteristics of high temperature resistance, aging resistance and high hardness. In case of lack of air, the carcass can be effectively supported to ensure the normal rolling of the vehicle is not affected.



Run-flat tire features

Run-flat tire is mainly to prevent tires after a zero air pressure, the sink dropped sharply, causing the vehicle deviation. While a zero-pressured tire, the loss of grip on the ground only friction, while the other side of the tire did not lose grip, the grip is far greater than the friction, resulting in the direction of the vehicle deviation, eventually accident happens. In order to reduce or avoid the occurrence of a vicious accident, a run-flat tire will not sink to a minimum when the tire is low air pressured or zero air pressured, making it safer for driving.

Run-flat tire can still travel 80 km at a speed of 80 km/h at zero air pressure, so that ensure driving safety.



INGENS A1 RFT

Series	Size	Load index	Speed rating	SW. letters	PR	Extra load	Tread depth	Max. pressure	Standard rim
40	225/40RF18	92	V	-	-	XL	8.0	42	8J
	225/40ZRF18	92	W	-	-	XL	8.0	42	8J
	245/40RF18	97	V	-	-	XL	8.0	49	8½J
	215/45RF17	91	V	-	-	XL	8.0	42	7J
45	225/45RF17	94	V	-	-	XL	8.0	42	7½J
	225/45ZRF17	94	W	-	-	XL	8.0	42	7½J
	225/45ZRF18	95	W	-	-	XL	8.0	49	7½J
	255/45ZRF18	99	W	-	-		8.0	44	8½J
50	205/50RF17	93	V	-	-	XL	8.0	49	6½J
	225/50RF17	98	V	-	-	XL	8.0	42	7J
	245/50RF18	100	V	-	-		8.0	44	7½J
	195/55RF16	87	V	-	-		7.0	41	6J
55	205/55RF16	94	V	-	-	XL	8.0	49	6½J
	225/55RF17	101	V	-	-	XL	8.0	49	7J

MAJORIS R1 RFT

Series	Size	Load index	Speed rating	SW. letters	PR	Extra load	Tread depth	Max. pressure	Standard rim
50	255/50RF19	107	V	-	-	XL	7.5	49	8J
	235/55RF18	100	V	-	-		7.5	44	7½J
55	255/55RF18	105	V	-	-		7.5	44	8J
	235/55RF20	105	H	-	-	XL	7.5	49	7½J

INGENS-LOCUS RFT

Series	Size	Load index	Speed rating	SW. letters	PR	Extra load	Tread depth	Max. pressure	Standard rim
35	275/35ZRF19	100	W	-	-	XL	8.0	49	9½J
	255/35RF20	97	V	-	-	XL	8.0	49	9J
	275/35ZRF20	102	W	-	-	XL	8.0	49	9½J
	* 275/35ZRF20	102	Y	-	-	XL	8.0	49	9½J
40	245/40ZRF18	97	W	-	-	XL	8.0	49	8½J
	245/40ZRF19	98	W	-	-	XL	8.0	49	8½J
	275/40ZRF19	101	W	-	-		8.0	44	9½J
	245/40ZRF20	99	Y	-	-	XL	7.5	49	8½J
45	245/45ZRF18	100	W	-	-	XL	8.0	49	8J
	245/45ZRF19	102	W	-	-	XL	8.0	49	8J



INGENS EV

HIGH-PERFORMANCE TIRES




Series		Size	Load index	Speed rating	SW. letters	PR	Extra load	Tread depth	Max. pressure	Standard rim
40	*	225/40ZR18	92	W	-	-	XL	7.0	49	8J
	*	215/45ZR17	91	W	-	-	XL	7.0	49	7J
45		225/45ZR17	94	W	-	-	XL	7.0	49	7½J
		225/45ZR18	95	W	-	-	XL	7.0	49	7½J
50		205/50R17	93	V	-	-	XL	7.0	49	6½J
		215/50R17	95	V	-	-	XL	7.0	49	7J
		225/50ZR17	98	W	-	-	XL	7.0	49	7J
		215/50R18	92	V	-	-		7.0	44	7J
55		205/55R16	91	V	-	-		7.0	44	6½J
		205/55R17	91	V	-	-		7.0	44	6½J
		215/55R17	98	V	-	-	XL	7.0	49	7J
		225/55R17	101	V	-	-	XL	7.0	49	7J
60		235/55R17	103	V	-	-	XL	7.0	49	7½J
		215/60R16	95	H	-	-		7.0	44	6½J
		215/60R17	96	H	-	-		7.0	44	6½J




Duration Performance

By using a new generation of denatured polymer, rubber molecules and filler can be excellent coupling, inhibit the movement of the material between the molecules, reduce unnecessary heat, so as to reduce rolling energy consumption, improve driving range, reduce environmental load.



Grip Performance

The innovative formula of highly dispersed particulate silica suppresses the generation of non interacting cracks between rubber molecules and optimizes the grounding area between the tire and the ground through pressure control technology. During acceleration, braking, and steering, the grip of the tire can be evenly distributed, reducing tire slip and making wet braking more agile, thereby extending the mileage of the tire.



Mute Performance

By increasing pattern blocks on the tread, and with reasonable arrangement of the simulation analysis, more compact width of the lateral pattern blocks on tire shoulder, which help dispersing the impact of the road surface, thus inhibiting the vibration. Besides, special muffler design at the bottom of the enclosed tire grooves and the inner main grooves can effectively reduce the transverse flow of the air, prevent the spread of noise radiation and reduce the noise.



INGENS-LOCUS

LUXURY PCR TIRES



Series	Size	Load index	Speed rating	SW. letters	PR	Extra load	Tread depth	Max. pressure	Standard rim
35	235/35ZR19	91	W	-	-	XL	7.5	49	8 1/2J
	245/35ZR19	93	W	-	-	XL	7.5	49	8 1/2J
	275/35ZR19	100	W	-	-	XL	8.0	49	9 1/2J
	255/35ZR20	97	W	-	-	XL	8.0	49	9J
	275/35ZR20	102	W	-	-	XL	8.0	49	9 1/2J
40	235/40ZR18	95	W	-	-	XL	7.5	49	8 1/2J
	245/40ZR18	97	W	-	-	XL	8.0	49	8 1/2J
	245/40ZR19	98	W	-	-	XL	8.0	49	8 1/2J
	275/40ZR19	105	W	-	-	XL	8.0	49	9 1/2J
	245/40ZR20	99	Y	-	-	XL	7.5	49	8 1/2J
45	245/40ZR20	99	W	-	-	XL	7.5	49	8 1/2J
	275/40ZR20	106	W	-	-	XL	7.5	49	9 1/2J
	265/40R22	106	V	-	-	XL	7.5	49	9 1/2J
	235/45ZR18	98	W	-	-	XL	7.5	49	8J
	245/45ZR18	100	W	-	-	XL	8.0	49	8J
50	245/45ZR19	102	W	-	-	XL	8.0	49	8J
	245/45ZR19	104	W	-	-	XL	8.0	49	8J
	255/45ZR20	105	W	-	-	XL	7.5	49	8 1/2J
	265/45ZR20	104	W	-	-		7.5	44	9J
	275/45R20	110	V	-	-	XL	7.5	49	9J
	305/45R22	118	V	-	-	XL	7.5	49	10J
	235/50ZR17	96	W	-	-		7.5	44	7 1/2J



INGENS A1

HIGH-PERFORMANCE TIRES



Series	Size	Load index	Speed rating	SW. letters	PR	Extra load	Tread depth	Max. pressure	Standard rim
30	265/30ZR19	93	W	-	-	XL	8.5	49	9 1/2J
	275/30ZR19	96	W	-	-	XL	8.5	49	9 1/2J
35	215/35ZR18	84	W	-	-	XL	7.5	49	7 1/2J
	255/35ZR18	94	W	-	-	XL	7.5	49	9J
	265/35ZR18	97	W	-	-	XL	8.5	49	9 1/2J

Series	Size	Load index	Speed rating	SW. letters	PR	Extra load	Tread depth	Max. pressure	Standard rim
35	215/35ZR19	85	W	-	-	XL	7.5	49	7 1/2J
	225/35ZR19	88	W	-	-	XL	7.5	49	8J
	235/35ZR19	91	W	-	-	XL	8.0	49	8 1/2J
	245/35ZR19	93	W	-	-	XL	8.0	49	8 1/2J
	205/40ZR17	84	W	-	-	XL	7.5	49	7 1/2J
	215/40ZR17	87	W	-	-	XL	7.5	49	7 1/2J
	245/40ZR17	95	W	-	-	XL	8.0	49	8 1/2J
40	275/40ZR17	98	W	-	-		8.0	44	9 1/2J
	225/40ZR18	92	W	-	-	XL	8.0	42	8J
	225/40ZR18	92	Y	-	-	XL	8.0	42	8J
	235/40ZR18	95	W	-	-	XL	7.5	49	8 1/2J
	245/40ZR18	97	W	-	-	XL	8.0	49	8 1/2J
	265/40ZR18	101	W	-	-	XL	7.5	49	9 1/2J
	245/40ZR19	98	W	-	-	XL	8.0	49	8 1/2J
45	245/40ZR20	99	Y	-	-	XL	7.5	49	8 1/2J
	195/45R16	84	V	-	-	XL	8.0	49	6 1/2J
	195/45ZR16	84	W	-	-	XL	8.0	49	6 1/2J
	205/45ZR16	87	W	-	-	XL	8.0	49	7J
	205/45ZR17	88	W	-	-	XL	8.0	49	7J
	215/45ZR17	91	W	-	-	XL	8.0	42	7J
	235/45ZR17	97	W	-	-	XL	8.0	42	8J
50	245/45ZR17	99	W	-	-	XL	7.5	49	8J
	225/45ZR18	95	W	-	-	XL	8.0	49	7 1/2J
	235/45ZR18	98	W	-	-	XL	7.5	49	8J
	245/45ZR18	100	W	-	-	XL	8.0	49	8J
	255/45ZR18	103	W	-	-	XL	8.0	49	8 1/2J
	225/45ZR19	96	W	-	-	XL	7.5	49	7 1/2J
	255/45ZR19	104	W	-	-	XL	7.5	49	8 1/2J
55	285/45ZR19	111	W	-	-	XL	8.5	49	9 1/2J
	195/50R15	82	V	-	-		6.5	41	6J
	195/50R16	88	V	-	-	XL	7.0	49	6J
	205/50R16	87	V	-	-		8.0	41	6 1/2J
	205/50ZR16	87	W	-	-		8.0	41	6 1/2J
	205/50R17	93	V	-	-	XL	8.0	49	6 1/2J
	205/50ZR17	93	W	-	-	XL	8.0	49	6 1/2J
55	215/50R17	95	V	-	-	XL	8.0	49	7J
	215/50ZR17	95	W	-	-	XL	8.0	49	7J
	225/50ZR17	98	W	-	-	XL	8.0	42	7J
	245/50ZR18	100	W	-	-		8.0	44	7 1/2J
	235/50ZR19	99	W	-	-		8.0	44	7 1/2J
	255/50R19	107	V	-	-	XL	8.0	46	8J
	165/55R14	72	V	-	-		7.0	44	5J
55	185/55R15	82	V	-	-		7.0	41	6J
	185/55R16	83	H	-	-		7.0	36	6J
	195/55R16	87	V	-	-		7.0	41	6J
	195/55R16	91	V	-	-	XL	7.0	46	6J

Series	Size	Load index	Speed rating	SW. letters	PR	Extra load	Tread depth	Max. pressure	Standard rim
55	195/55ZR16	91	W	-	-	XL	7.0	46	6J
	205/55R16	94	V	-	-	XL	7.0	49	6 1/2J
	215/55ZR16	93	W	-	-		8.0	36	7J
	225/55R16	99	V	-	-	XL	8.0	49	7J
	215/55ZR17	98	W	-	-	XL	8.0	42	7J
	215/55R17	98	V	-	-	XL	8.0	42	7J
	215/55R17	94	V	-	-		8.0	44	7J
	225/55R17	101	V	-	-	XL	8.0	49	7J
	225/55ZR17	101	W	-	-	XL	8.0	49	7J
	235/55R17	103	V	-	-	XL	8.0	46	7 1/2J
60	175/60R13	77	H	-	-		8.0	41	5.00B
	165/60R14	75	H	-	-		7.0	36	5J
	185/60R14	82	H	-	-		7.0	36	5 1/2J
	195/60R14	86	H	-	-		7.0	36	6J
	205/60R14	88	H	-	-		8.0	41	6J
	185/60R15	84	H	-	-		7.0	36	5 1/2J
	185/60R15	88	H	-	-	XL	7.0	42	5 1/2J
	195/60R15	88	V	-	-		8.0	36	6J
	205/60R15	91	H	-	-		8.0	36	6J
	205/60R15	91	V	-	-		8.0	36	6J
65	215/60R15	94	H	-	-		7.5	44	6 1/2J
	195/60R16	89	H	-	-		7.5	36	6J
	205/60R16	92	V	-	-		7.0	44	6J
	215/60R16	95	H	-	-		8.0	36	6 1/2J
	215/60R16	95	V	-	-		8.0	36	6 1/2J
	225/60R17	99	V	-	-		8.0	41	6 1/2J
	225/60R18	100	V	-	-		8.0	44	6 1/2J
	235/60R18	107	V	-	-	XL	8.5	42	7J
	155/65R13	73	T	-	-		7.0	44	4.50B
	165/65R13	77	T	-	-		7.0	36	5.00B
70	155/65R14	75	T	-	-		7.0	36	4 1/2J
	175/65R14	82	T	-	-		7.0	44	5J
	185/65R14	86	H	-	-		6.0	36	5 1/2J
	175/65R15	84	H	-	-		7.5	36	5J
	195/65R15	91	V	-	-		8.0	36	6J
	195/65R15	95	H	-	-	XL	8.0	49	6J
	205/65R15	94	H	-	-		8.0	36	6J
	205/65R16	95	H	-	-		7.0	44	6J
	215/65R16	98	H	-	-		8.0	36	6 1/2J
	235/65R16	103	T	-	-		7.5	44	7J
75	175/70R13	82	T	-	-		7.0	36	5.00B
	155/70R14	77	T	-	-		6.0	36	4 1/2J
	175/70R14	84	T	-	-		7.0	36	5J
	175/70R14	88	T	-	-	XL	7.0	49	5J
	185/70R14	88	T	-	-		7.0	36	5 1/2J



BLITZK RS

ULTRA HIGH PERFORMANCE TIRE



Series	Size	Load index	Speed rating	SW. letters	PR	Extra load	Tread depth	Max. pressure	Standard rim
35	265/35ZR18	97	W	-	-	XL	6.5	49	9 1/2J
	205/40ZR17	84	W	-	-	XL	6.5	49	7 1/2J
40	* 215/40ZR17	87	W	-	-	XL	6.5	49	7 1/2J
	235/40ZR18	95	W	-	-	XL	6.5	49	8 1/2J
	245/40ZR18	97	W	-	-	XL	6.5	49	8 1/2J
45	205/45ZR17	88	W	-	-	XL	6.5	49	7J
	225/45ZR17	91	W	-	-		6.5	44	7 1/2J
50	195/50R15	82	V	-	-		6.5	44	6J
55	195/55R15	85	V	-	-		6.5	44	6J



GRIP PERFORMANCE

The tread uses a special formula. The vehicle provides good grip performance to prevent the vehicle from rolling over when cornering too fast.



STABLE HANDLING PERFORMANCE

The tire outline adopts a wide and square design, with a large tread running surface and a large ground contact area.



HIGH SPEED PERFORMANCE

It mainly adopts large blocks and symmetric pattern design to increase driving guidance.



SU-830

COMFORT PCR TIRES



Series	Size	Load index	Speed rating	SW. letters	PR	Extra load	Tread depth	Max. pressure	Standard rim
55	205/55R16	91	V	-	-		8.0	44	6 1/2J
	215/55R16	93	V	-	-		8.0	44	7J
	185/60R14	82	H	-	-		8.5	36	5 1/2J
	195/60R14	86	H	-	-		8.5	36	6J
60	185/60R15	84	H	-	-		8.0	36	5 1/2J
	205/60R15	91	H	-	-		8.0	36	6J
	195/60R16	89	H	-	-		9.5	44	6J
	205/60R16	92	H	-	-		8.0	36	6J
65	215/60R16	95	H	-	-		8.0	44	6 1/2J
	175/65R14	82	H	-	-		8.5	36	5J
	185/65R14	86	H	-	-		8.5	36	5 1/2J
	185/65R15	88	H	-	-		8.5	36	5 1/2J
	195/65R15	91	H	-	-		8.0	36	6J
	215/65R15	96	H	-	-		8.0	36	6 1/2J
70	215/65R16	98	H	-	-		8.0	44	6 1/2J
	175/70R13	82	T	-	-		8.5	36	5.00B
	185/70R13	86	T	-	-		8.5	36	5.50B
	175/70R14	84	T	-	-		8.5	36	5J
	185/70R14	88	T	-	-		8.5	36	5 1/2J
	195/70R14	91	T	-	-		8.5	36	6J
	195/70R14	91	H	-	-		8.5	36	6J
	205/70R14	95	T	-	-		8.5	36	6J
80	205/70R15	96	T	-	-		8.0	36	6J
	165/80R13	83	T	-	-		7.5	35	4.50B
60LT	215/60R16C	108/106	S	-	8		8.0	65	6 1/2J
	215/60R16C	108/106	R	-	8		8.0	65	6 1/2J
65LT	205/65R15C	102/100	S	-	6		8.0	54	6J
	215/65R15C	104/102	S	-	6		8.0	51	6 1/2J
70LT	215/65R16LT	109/107	S	-	8		8.0	65	6 1/2J
	175/70R14C	95/93	T	-	6		7.5	54	5J
	175/70R14LT	95/93	T	-	6		8.5	54	5J
80LT	205/70R15C	106/104	S	-	8		8.0	65	6J
	165R13C	94/93	S	-	8		7.5	65	4.50B
80LT	165R13LT	94/93	S	-	8		7.5	65	4.50B



MAJORIS M5

LUXURY PCR TIRES



Series	Size	Load index	Speed rating	SW. letters	PR	Extra load	Tread depth	Max. pressure	Standard rim
30	235/30ZR20	88	Y	-	-	XL	8.0	49	8 1/2J
	245/30ZR20	90	W	-	-	XL	8.0	49	8 1/2J
	* 235/30ZR22	90	W	-	-	XL	8.0	49	8 1/2J
	245/30ZR22	92	W	-	-	XL	8.0	49	8 1/2J
	255/30ZR22	95	W	-	-	XL	8.0	49	9J
	265/30ZR22	97	W	-	-	XL	8.0	49	9 1/2J
	285/30R22	101	V	-	-	XL	8.0	46	10J
	225/35ZR20	90	W	-	-	XL	8.0	49	8J
35	245/35ZR20	95	Y	-	-	XL	8.0	49	8 1/2J
	305/35ZR20	104	Y	-	-		8.0	44	11J
	315/35ZR20	110	W	-	-	XL	8.0	49	11J
	295/35ZR21	107	Y	-	-	XL	8.0	49	10 1/2J
	265/35R22	102	V	-	-	XL	8.0	46	9 1/2J
	285/35ZR22	106	W	-	-	XL	8.5	49	10J
	305/35R24	112	V	-	-	XL	8.0	46	11J
	255/40ZR20	101	W	-	-	XL	8.0	49	9J
40	275/40ZR20	106	W	-	-	XL	8.0	49	9 1/2J
	265/40R22	106	V	-	-	XL	8.5	46	9 1/2J
	305/40R22	114	V	-	-	XL	8.5	46	11J
	285/40R24	112	V	-	-	XL	8.0	46	10J
	255/45ZR20	105	W	-	-	XL	8.0	49	8 1/2J
	295/45ZR20	114	W	-	-	XL	8.0	49	10J
45	305/45ZR20	116	W	-	-	XL	8.5	49	10J
	275/45R22	112	V	-	-	XL	8.5	46	9J
	285/45R22	114	V	-	-	XL	8.5	46	9 1/2J
	305/45R22	118	V	-	-	XL	9.0	46	10J
50	265/50R20	111	V	-	-	XL	8.5	46	8 1/2J
55	275/55R20	117	V	-	-	XL	8.5	46	8 1/2J



POLYMAX 4S

ALL WEATHER TIRES



Series	Size	Load index	Speed rating	SW. letters	PR	Extra load	Tread depth	Max. pressure	Standard rim
40	225/40R18	92	H	-	-	XL	7.5	49	8J
	225/40R18	92	V	-	-	XL	7.5	49	8J
	235/40R18	95	V	-	-	XL	7.5	49	8 1/2J
	245/40R18	97	V	-	-	XL	7.5	49	8 1/2J
45	215/45R17	91	V	-	-	XL	7.5	49	7J
	225/45R17	94	H	-	-	XL	7.5	49	7 1/2J
	225/45R17	94	V	-	-	XL	7.5	49	7 1/2J
	225/45R18	95	V	-	-	XL	7.5	49	7 1/2J
50	205/50R17	93	V	-	-	XL	7.5	49	6 1/2J
	215/50R17	95	H	-	-	XL	7.5	49	7J
	215/50R17	95	V	-	-	XL	7.5	49	7J
	225/50R17	98	H	-	-	XL	7.5	49	7J
55	225/50R17	98	V	-	-	XL	7.5	49	7J
	185/55R15	82	H	-	-		7.5	44	6J
	205/55R16	91	H	-	-		7.5	44	6 1/2J
	205/55R16	91	V	-	-		7.5	44	6 1/2J
60	215/55R17	98	V	-	-	XL	7.5	49	7J
	185/60R14	82	H	-	-		7.5	44	5 1/2J
	185/60R15	84	H	-	-		7.5	44	5 1/2J
	185/60R15	88	H	-	-	XL	7.5	49	5 1/2J
	195/60R15	88	H	-	-		7.5	44	6J
	215/60R16	95	H	-	-		7.5	44	6 1/2J
	225/60R16	102	H	-	-	XL	7.5	49	6 1/2J
	215/60R17	96	H	-	-		7.5	44	6 1/2J
65	225/60R17	99	H	-	-		7.5	44	6 1/2J
	175/65R14	82	H	-	-		7.5	44	5J
	185/65R14	86	T	-	-		7.5	44	5 1/2J
	175/65R15	84	T	-	-		7.5	44	5J
	185/65R15	88	T	-	-		7.5	44	5 1/2J
	185/65R15	88	H	-	-		7.5	44	5 1/2J
	195/65R15	91	H	-	-		7.5	44	6J
	205/65R16	95	H	-	-		7.5	44	6J
70	215/65R16	98	H	-	-		7.5	44	6 1/2J
	225/65R17	102	S	-	-		7.5	44	6 1/2J
	225/65R17	102	H	-	-		7.5	44	6 1/2J
	235/65R17	104	T	-	-		7.5	44	7J
70	235/65R17	104	H	-	-		7.5	44	7J
	175/70R14	84	T	-	-		7.5	44	5J



NT 3000

COMMERCIAL L/T TIRES



Series	Size	Load index	Speed rating	SW. letters	PR	Extra load	Tread depth	Max. pressure	Standard rim
65	185/65R14	90	S	-	-	XL	8.5	49	5 1/2J
	195/65R16C	104/102	S	-	8		10.0	69	6J
	195/65R16C	104/102	T	-	8		10.0	69	6J
	205/65R16C	107/105	T	-	8		10.0	69	6J
65LT	205/65R16C	107/105	S	-	8		10.0	69	6J
	215/65R16C	109/107	T	-	8		10.5	65	6 1/2J
	215/65R16LT	109/107	S	-	8		10.5	65	6 1/2J
	215/65R16LT	109/107	N	-	8		10.5	65	6 1/2J
	225/65R16C	112/110	S	-	8		10.5	65	6 1/2J
	225/65R16C	112/110	T	-	8		10.5	65	6 1/2J
	235/65R16C	115/113	T	-	8		10.5	65	7J
	235/65R16C	115/113	S	-	8		10.5	65	7J
70LT	165/70R13LT	88/86	S	-	6		8.5	51	5.00B
	185/70R14LT	95/92	S	-	8		9.5	65	5 1/2J
	* 185/70R14LT	100/97	S	-	10		9.5	80	5 1/2J
	195/70R15LT	104/101	S	-	10		10.5	80	6J
	195/70R15C	104/102	R	-	8		10.5	65	6J
	205/70R15C	106/104	S	-	8		10.0	65	6J
75LT	215/70R15C	109/107	S	OWL	8		10.5	65	6 1/2J
	215/70R15C	109/107	S	-	8		10.5	65	6 1/2J
	175/75R14LT	99/98	S	-	8		8.5	65	5J
	185/75R16C	104/102	S	-	8		10.0	65	5J
	185/75R16C	104/102	R	-	8		10.0	65	5J
	195/75R16C	107/105	S	-	8		10.0	65	5 1/2J
	205/75R16C	110/108	S	-	8		10.5	65	5 1/2J
	205/75R16C	110/108	R	-	8		10.5	65	5 1/2J
80LT	215/75R16C	113/111	S	-	8		10.5	65	6J
	215/75R16LT	112/109	S	-	10		10.5	80	6J
	215/75R16C	116/114	R	-	10		10.5	76	6J
	175R13C	97/95	S	-	8		7.5	65	5.00B
80LT	175R13LT	97/95	S	-	8		7.5	65	5.00B
	165R14LT	96/95	S	-	8		7.5	65	4 1/2J
	175R14LT	99/97	R	-	8		6.5	65	5J
	185R14LT	102/100	S	-	8		9.5	65	5 1/2J



SU-810

COMMERCIAL L/T TIRES



Series	Size	Load index	Speed rating	SW. letters	PR	Extra load	Tread depth	Max. pressure	Standard rim
60	185/60R14	82	H	-	-		9.0	36	5 1/2J
	195/60R15	88	H	-	-		9.5	36	6J
65	185/65R15	88	H	-	-		9.5	36	5 1/2J
	195/65R15	91	H	-	-		9.5	36	6J
	205/65R15	94	H	-	-		9.5	36	6J
70	165/70R13	79	T	-	-		8.5	36	5.00B
	165/70R14	81	T	-	-		6.0	36	5J
80	185/80R14	95	S	-	-	XL	8.0	41	5J
70LT	195/70R15C	104/102	S	-	8		11.0	65	6J
	225/70R15C	112/110	S	-	8		11.5	69	6 1/2J
	155R12C	88/86	S	-	8		8.5	65	4.50B
80LT	155R13LT	90/88	S	-	8		6.0	65	4.50B
	5.50R13LT	99/97	P	-	12		9.0	91	4.00B
	185R14LT	102/100	T	-	8		6.5	65	5 1/2J
	195R14C	106/104	S	-	8		11.0	65	5 1/2J
	185R15C	103/102	S	-	8		10.5	65	5 1/2J



MAJORIS R1

CITY SUV TIRES



Series	Size	Load index	Speed rating	SW. letters	PR	Extra load	Tread depth	Max. pressure	Standard rim
30	265/30ZR22	97	W	-	-	XL	7.5	49	9 1/2J
	285/30R22	101	V	-	-	XL	7.5	49	10J
	295/30ZR22	103	W	-	-	XL	7.5	49	10 1/2J
	305/35ZR20	104	Y	-	-		7.5	44	11J
35	295/35ZR21	107	Y	-	-	XL	7.5	49	10 1/2J
	295/35ZR21	107	W	-	-	XL	7.5	49	10 1/2J
	265/35R22	102	V	-	-	XL	7.5	49	9 1/2J
40	285/35ZR22	106	W	-	-	XL	7.5	49	10J
	305/40R22	114	V	-	-	XL	7.5	49	11J
	275/45R20	110	V	-	-	XL	7.5	49	9J
45	295/45ZR20	114	W	-	-	XL	7.5	49	10J
	305/45ZR20	116	W	-	-	XL	7.5	49	10J
	275/45R22	112	V	-	-	XL	7.5	49	9J
50	285/45R22	114	V	-	-	XL	7.5	49	9 1/2J
	235/50R18	101	V	-	-	XL	7.5	49	7 1/2J
	245/50R20	102	V	-	-		7.5	44	7 1/2J
	255/50ZR20	109	W	-	-	XL	7.5	49	8J
	215/55R18	95	H	-	-		7.5	44	7J
	215/55R18	99	V	-	-	XL	7.5	49	7J
	225/55R18	98	V	-	-		7.5	44	7J
	235/55R18	100	V	-	-		7.5	44	7 1/2J
	255/55R18	105	V	-	-		7.5	44	8J
	225/55R19	99	V	-	-		7.5	44	7J
55	235/55R19	101	V	-	-		7.5	44	7 1/2J
	245/55R19	103	H	-	-		7.5	44	7 1/2J
	255/55R19	111	V	-	-	XL	7.5	49	8J
	275/55R19	111	H	-	-		7.5	44	8 1/2J
	235/55R20	105	H	-	-	XL	7.5	49	7 1/2J
	255/55R20	110	H	-	-	XL	7.5	49	8J
60	235/60R17	102	H	-	-		7.5	44	7J
	255/60R17	106	H	-	-		7.5	44	7 1/2J
	235/60R18	103	H	-	-		8.0	44	7J
	245/60R18	105	H	-	-		7.5	44	7J
	255/60R18	112	H	-	-	XL	7.5	49	7 1/2J
	265/60R18	110	H	-	-		7.5	44	8J
	285/60R18	116	S	-	-		7.5	44	8 1/2J
	275/60R20	115	H	-	-		7.5	44	8J

Series	Size	Load index	Speed rating	SW. letters	PR	Extra load	Tread depth	Max. pressure	Standard rim
65	215/65R17	99	H	-	-		7.5	44	6 1/2J
	225/65R17	102	S	-	-		7.5	44	6 1/2J
	225/65R17	102	H	-	-		7.5	44	6 1/2J
	235/65R17	104	H	-	-		7.5	44	7J
	245/65R17	111	S	-	-	XL	7.5	49	7J
	245/65R17	111	H	-	-	XL	7.5	49	7J
	255/65R17	110	S	-	-		7.5	44	7 1/2J
	265/65R17	112	S	-	-		7.5	44	8J
	235/65R18	106	S	-	-		7.5	44	7J
	265/65R18	114	H	-	-		7.5	44	8J
70	P275/65R18	116	S	-	-		7.5	44	8J
	245/70R16	111	H	-	-	XL	7.5	49	7J
	255/70R16	111	T	-	-		7.5	44	7 1/2J
	265/70R16	112	H	-	-		7.5	44	8J
	215/70R17	101	S	-	-		7.5	44	6 1/2J
	245/70R17	110	S	-	-		7.5	44	7J
75	265/70R18	116	S	-	-		7.5	44	8J
	215/75R15	100	S	-	-		7.5	44	6J



SMT A7

////////////////////// A/T SUV TIRES



Series	Size	Load index	Speed rating	SW. letters	PR	Extra load	Tread depth	Max. pressure	Standard rim
50	265/50R20	111	S	-	-	XL	10.5	49	8 1/2J
55	275/55R20	117	H	-	-	XL	10.5	49	8 1/2J
60	265/60R18	110	H	-	-		10.5	36	8J
	285/60R18	116	T	-	-		10.5	36	8 1/2J
	275/60R20	115	T	-	-		10.5	44	8J
65	235/65R17	104	S	-	-		10.5	36	7J
	265/65R17	112	S	-	-		10.5	36	8J
	265/65R17	112	S	OWL	-		10.5	36	8J
	275/65R17	115	S	-	-		10.5	36	8J
	P275/65R18	116	S	-	-		10.5	36	8J
70	255/70R15	108	S	-	-		10.5	36	7 1/2J
	265/70R15	112	S	-	-		10.5	36	8J
	215/70R16	100	S	-	-		10.5	36	6 1/2J
	215/70R16	100	S	OWL	-		10.5	36	6 1/2J
	225/70R16	107	S	-	-	XL	10.5	42	6 1/2J

Series	Size	Load index	Speed rating	SW. letters	PR	Extra load	Tread depth	Max. pressure	Standard rim
70	225/70R16	107	S	OWL	-	XL	10.5	42	6 1/2J
	235/70R16	106	S	-	-		10.5	36	7J
	235/70R16	106	S	OWL	-		10.5	36	7J
	245/70R16	111	S	OWL	-	XL	10.5	42	7J
	255/70R16	111	S	-	-		10.5	36	7 1/2J
	265/70R16	112	S	-	-		10.5	36	8J
	265/70R16	112	S	OWL	-		10.5	36	8J
	275/70R16	114	S	-	-		10.5	36	8J
	245/70R17	110	S	-	-		10.5	36	7J
	265/70R17	115	S	-	-		10.5	36	8J
75	265/70R17	115	S	OWL	-		10.5	36	8J
	225/75R15	102	S	-	-		10.5	36	6J
	245/75R16	111	S	-	-		10.5	36	7J
	245/75R16	111	S	OWL	-		10.5	36	7J
	265/75R16	116	S	-	-		10.5	36	7 1/2J
80	175/80R14	92	S	-	-	XL	9.0	41	5J
50LT	33x12.50R20LT	114	S	-	10		10.5	65	10J
60LT	33x12.50R18LT	118	S	-	10		10.5	65	10J
	35x12.50R20LT	121	S	-	10		10.5	65	10J
65LT	35x12.50R18LT	123	S	-	10		10.5	65	10J
70LT	255/70R15C	113/110	S	OWL	8		10.5	65	7 1/2J
	225/70R16LT	102/99	S	-	6		10.5	51	6 1/2J
	LT245/70R16	106/103	S	-	6		10.5	51	7J
	LT265/70R16	110/107	S	-	6		10.5	51	8J
	LT245/70R17	119/116	S	-	10		10.5	80	7J
	LT265/70R17	121/118	S	-	10		10.5	80	8J
	LT265/70R17	121/118	S	OWL	10		10.5	80	8J
	27x8.50R14LT	95	Q	-	6		9.5	51	7J
	LT215/75R15	100/97	S	OWL	6		11.5	51	6J
	225/75R15C	110/108	S	-	6		10.5	54	6J
75LT	LT235/75R15	104/101	S	-	6		11.5	51	6 1/2J
	LT235/75R15	104/101	S	OWL	6		11.5	51	6 1/2J
	30x9.50R15LT	104	S	-	6		10.5	51	7 1/2J
	31x10.50R15LT	109	S	-	6		10.5	51	8 1/2J
	LT225/75R16	118/116	S	-	10		10.5	76	6J
	LT245/75R16	120/116	S	-	10		10.5	80	7J
	LT245/75R16	120/116	S	OWL	10		10.5	80	7J
	LT265/75R16	123/120	S	-	10		10.5	80	7 1/2J
	LT285/75R16	122/119	S	-	8		10.5	65	8J
	80LT	205R16LT	110/108	Q	-	8		10.5	65
205/80R16C		110/108	S	OWL	8		10.5	65	6J
85LT	235/85R16LT	120/116	Q	-	10		10.5	80	6 1/2J



GOLIATH A/T

A/T SUV TIRES



Series	Size	Load index	Speed rating	SW. letters	PR	Extra load	Tread depth	Max. pressure	Standard rim
60	265/60R18	110	S	-	-		14.0	44	8J
	285/60R18	116	T	-	-		14.0	44	8 1/2J
65	245/65R17	111	S	-	-	XL	14.0	49	7J
	265/65R17	112	S	-	-		14.0	44	8J
70	245/70R16	111	S	-	-	XL	14.0	49	7J
	265/70R16	112	S	-	-		14.0	44	8J
50LT	33x12.50R20LT	114	S	-	10		14.0	65	10J
	33x12.50R20LT	114	Q	-	10		14.0	65	10J
55LT	LT275/55R20	120/117	S	-	10		14.0	80	8 1/2J
	LT275/55R20	120/117	Q	-	10		14.0	80	8 1/2J
60LT	LT275/60R20	123/120	S	-	10		14.0	80	8J
	35x12.50R20LT	121	R	-	10		14.0	65	10J
65LT	LT275/65R18	123/120	R	-	10		14.0	80	8J
	35x12.50R18LT	123	R	-	10		14.0	65	10J
70LT	LT275/65R20	126/123	S	-	10		14.0	80	8J
	LT245/70R17	119/116	S	-	10		14.0	80	7J
70LT	LT265/70R17	121/118	S	-	10		14.0	80	8J
	LT265/70R17	121/118	Q	-	10		14.0	80	8J
	LT285/70R17	121/118	R	-	8		14.0	65	8 1/2J
	LT285/70R17	121/118	Q	-	8		14.0	65	8 1/2J
75LT	LT275/70R18	125/122	R	-	10		14.0	80	8J
	LT245/75R16	120/116	S	-	10		14.0	80	7J
	LT245/75R16	120/116	Q	-	10		14.0	80	7J
	LT265/75R16	123/120	R	-	10		14.0	80	7 1/2J
	LT285/75R16	122/119	Q	-	8		14.0	65	8J



DEEP DIGGER

4x4 OFF-ROAD TIRES



Series	Size	Load index	Speed rating	SW. letters	PR	Extra load	Tread depth	Max. pressure	Standard rim
45LT	33x12.50R22LT	109	Q	-	10		14.0	65	10J
	33x12.50R20LT	114	Q	-	10		12.5	65	10J
50LT	35x12.50R22LT	117	Q	-	10		14.0	65	10J
	37x13.50R24LT	120	Q	-	10		14.0	65	11J
55LT	285/55R22LT	124/121	Q	-	10		14.0	80	9J
	37x13.50R22LT	123	Q	-	10		17.0	65	11J
60LT	33x12.50R18LT	118	Q	-	10		12.5	65	10J
	35x12.50R20LT	121	Q	-	10		12.5	65	10J
	37x13.50R20LT	127	Q	-	10		14.5	65	11J
65LT	33x12.50R17LT	120	Q	-	10		12.5	65	10J
	35x12.50R18LT	123	Q	-	10		12.5	65	10J
	275/65R20LT	126/123	Q	-	10		13.5	80	8J
	33x12.50R15LT	108	Q	-	6		14.0	36	10J
	LT305/70R16	118/115	Q	-	8		13.5	51	9J
70LT	LT265/70R17	121/118	Q	-	10		12.5	80	8J
	LT265/70R17	121/118	Q	OWL	10		12.5	80	8J
	35x12.50R17LT	121	Q	-	10		14.0	65	10J
	275/70R18LT	125/122	Q	-	10		14.0	80	8J
	LT235/75R15	104/101	Q	OWL	6		12.5	51	6 1/2J
	LT235/75R15	104/101	Q	-	6		12.5	51	6 1/2J
	30x9.50R15LT	104	Q	-	6		13.5	51	7 1/2J
	31x10.50R15LT	109	Q	-	6		13.5	51	8 1/2J
*	31x10.50R15LT	109	Q	-	6		13.5	51	8 1/2J
75LT	LT245/75R16	120/116	Q	-	10		12.5	80	7J
	LT245/75R16	120/116	Q	OWL	10		12.5	80	7J
	LT265/75R16	123/120	Q	-	10		12.5	80	7 1/2J
	LT265/75R16	123/120	Q	OWL	10		12.5	80	7 1/2J
	285/75R16LT	122/119	Q	-	8		12.5	65	8J
	LT315/75R16	121	Q	-	8		14.0	51	8 1/2J
	37x13.50R17LT	121	Q	-	8		14.0	50	11J
80LT	185R14LT	102/100	Q	OWL	8		12.5	65	5 1/2J
	35x12.50R15LT	113	Q	-	6		14.0	36	10J