



BROAD PEAK

LLANTAS INDUSTRIALES Y AGRICULTURA



BROAD PEAK

LLANTAS INDUSTRIALES Y AGRICULTURA



TYRE BROCHURE 2023-2024


Tire Direct
La nueva generación





BROAD PEAK

LLANTAS INDUSTRIALES Y AGRICULTURA



FACTORY ENVIRONMENT



MAIN PRODUCTS

- 5-20 **OTR TYRE**
- 21-30 **SPECIALITY IND TYRE**
- 31-36 **SUPER SOLID TYRE**
- 37-39 **FORKLIFT TYRE**
- 40-52 **AGRICULTURAL TYRE**
- 53-56 **MINING TYRE**
- 57-64 **TRUCK TYRE**

PRODUCT BRANDS



BROAD PEAK

LLANTAS INDUSTRIALES Y AGRICULTURA



CERTIFICATES / 企业认证





OTR TYRE



OTR TYRE >>



BROAD PEAK

LLANTAS INDUSTRIALES Y AGRICULTURA



H108A E-3/L-3 GENERAL BLOCK (S TREAD)

Specially desinged for cut and heat resistant compound.
Regular type of tread pattern suitable for hard rock surface and haulage service.

Size	PR	T.D. (mm)	S.R.	S.W. (mm)	O.D. (mm)	Max Loading (kg)		Pressure (kpa)		Type	Code
						50km/h	10km/h	50km/h	10km/h		
14.00-24	16	25	10.0	375	1370	4000	7300	375	550	TT/TL	H108A E-3 L-3
	20					4625	8500	475	700		
	24					5150	9500	575	850		
	28					5600	10000	650	925		
16.00-24	20	28	11.25/2.0	430	1495	5450	9750	400	550		
	24					6000	10600	475	650		
	28					6700	11500	575	750		
	32					7300	12500	650	875		
☆ 16.00-25	36	36	11.25/2.0	430	1495	7750	13600	725	975		
☆ 18.00-25	28	36	13.00/2.5	500	1615	8000	13600	500	650		
	32					8750	15000	575	750		
	36					9250	16000	625	850		
	40					9750	17000	700	950		
☆ 15.5-25	12	24.5	12.00/1.3	395	1275	3250	5600	250	400		
	16					3850	6750	325	525		
17.5-25	16	28	14.00/1.5	445	1350	4250	7300	300	475		
	20					5000	8250	400	575		
20.5-25	20	30	17.00/2.0	520	1490	6000	9500	325	450		
	24					6700	10300	400	525		
	28					7500	11500	475	625		
23.5-25	20	33	19.50/2.5	595	1615	7300	10900	300	375		
	24					8000	12500	350	475		
	28					8750	13600	400	550		
26.5-25	28	35	22.00/3.0	675	1750	10000	15500	350	475		
	32					11200	17000	425	550		
29.5-25	28	38	25.00/3.5	750	1875	11500	17500	325	425		
	34					12500	19000	375	500		

OTR TYRE >>



BROAD PEAK

LLANTAS INDUSTRIALES Y AGRICULTURA

H108AE

E-3/L-3 GENERAL BLOCK (ECOTYRE)

Specially designed for wheel loader and earthmover working in good road condition.

It is economic type for users.



Size	PR	T.D. (mm)	S.R.	S.W. (mm)	O.D. (mm)	Max Loading (kg)		Pressure (kpa)		Type	Code
						50km/h	10km/h	50km/h	10km/h		
17.5-25	16	26.5	14.00/1.5	445	1350	4250	7300	300	475	TT/TL	H108AE E-3 L-3
	20					5000	8250	400	575		
20.5-25	20	28	17.00/2.0	520	1490	6000	9500	325	450		
	24					6700	10300	400	525		
23.5-25	20	30	19.50/2.5	595	1615	7300	10900	300	375		
	24					8000	12500	350	475		

H108AEW

E-3/L-3 GENERAL BLOCK (ECOWIDE)

Specially designed for wheel loader and earthmover working in good road condition.

It is economic type for users.



Size	PR	T.D. (mm)	S.R.	S.W. (mm)	O.D. (mm)	Max Loading (kg)		Pressure (kpa)		Type	Code
						50km/h	10km/h	50km/h	10km/h		
17.5-25	16	26.5	14.00/1.5	445	1350	4250	7300	300	475	TT/TL	H108AEW E-3 L-3
	20					5000	8250	400	575		
20.5-25	20	28	17.00/2.0	520	1490	6000	9500	325	450		
	24					6700	10300	400	525		
23.5-25	20	30	19.50/2.5	595	1615	7300	10900	300	375		
	24					8000	12500	350	475		

OTR TYRE >>



BROAD PEAK

LLANTAS INDUSTRIALES Y AGRICULTURA

H108B

E-3/L-3 LARGE BLOCK (S TREAD)

Optimized pattern design for mining and quarrying operations. Excellent abrasion.



Size	PR	T.D. (mm)	S.R.	S.W. (mm)	O.D. (mm)	Max Loading (kg)		Pressure (kpa)		Type	Code
						50km/h	10km/h	50km/h	10km/h		
17.5-25	16	28	14.00/1.5	445	1350	4250	7300	300	475	TT/TL	H108B E-3 L-3
	20					5000	8250	400	575		
23.5-25	20	33	19.50/2.5	595	1615	7300	10900	300	375		
	24					8000	12500	350	475		
	28					8750	13600	400	550		

H108C

NEW E-3/L-3 LOADER MASTER(Z TREAD)

New Z tread tyre for low intensity application of Loader/Earthmover/Grader.



Size	PR	T.D. (mm)	S.R.	S.W. (mm)	O.D. (mm)	Max Loading (kg)		Pressure (kpa)		Type	Code
						50km/h	10km/h	50km/h	10km/h		
16.00-25	28	28.5	11.25/2.0	430	1495	6700	11500	575	750	TT/TL	H108C E-3 L-3
	32					7300	12500	650	875		
	36					7750	13600	725	975		
15.5-25	12	24.5	12.00/1.3	395	1275	3250	5600	250	400		
	16					3850	6750	325	525		
17.5-25	16	28	14.00/1.5	445	1350	4250	7300	300	475		
	20					5000	8250	400	575		
20.5-25	20	30	17.00/2.0	520	1490	6000	9500	325	450		
	24					6700	10300	400	525		
	28					7500	11500	475	625		
23.5-25	20	33	19.50/2.5	595	1615	7300	10900	300	375		
	24					8000	12500	350	475		
	28					8750	13600	400	550		
26.5-25	28	35	22.00/3.0	675	1750	10000	15500	350	475	TL	
	32					11200	17000	425	550		
★ 29.5-25	28	38	25.00/3.5	750	1875	11500	17500	325	425		
	34					12500	19000	375	500		

OTR TYRE >>



BROAD PEAK

LLANTAS INDUSTRIALES Y AGRICULTURA

H108CE

NEW E-3/L-3 LOADER TYRE Z TREAD (ECOTYRE)

NEW Z tread tyre for wheel loader and earthmover working in good road condition.

It is economic type for users.



Size	PR	T.D. (mm)	S.R.	S.W. (mm)	O.D. (mm)	Max Loading (kg)		Pressure (kpa)		Type	Code
						50km/h	10km/h	50km/h	10km/h		
17.5-25	16	27	14.00/1.5	445	1350	4250	7300	300	475	TT/TL	H108CE E-3 L-3
	20					5000	8250	400	575		
20.5-25	20	28	17.00/2.0	520	1490	6000	9500	325	450		
	24					6700	10300	400	525		
23.5-25	20	30	19.50/2.5	595	1615	7300	10900	300	375		
	24					8000	12500	350	475		

H108CEW

NEW E-3/L-3 LOADER TYRE Z TREAD (ECOWIDE)

NEW Z tread tyre for wheel loader and earthmover working in good road condition.

It is economic type for users.



Size	PR	T.D. (mm)	S.R.	S.W. (mm)	O.D. (mm)	Max Loading (kg)		Pressure (kpa)		Type	Code
						50km/h	10km/h	50km/h	10km/h		
17.5-25	16	27	14.00/1.5	445	1350	4250	7300	300	475	TT/TL	H108CEW E-3 L-3
	20					5000	8250	400	575		
20.5-25	20	28	17.00/2.0	520	1490	6000	9500	325	450		
	24					6700	10300	400	525		
23.5-25	20	30	19.50/2.5	595	1615	7300	10900	300	375		
	24					8000	12500	350	475		

OTR TYRE >>



BROAD PEAK

LLANTAS INDUSTRIALES Y AGRICULTURA

H108D

E-3/L-3 SNOW STAR SPECIAL (ANTI-SKIDDING)

Suitable for snow & ice and similar road condition where need good anti-skidding ability.



Size	PR	T.D. (mm)	S.R.	S.W. (mm)	O.D. (mm)	Max Loading (kg)		Pressure (kpa)		Type	Code
						50km/h	10km/h	50km/h	10km/h		
17.5-25	16	28	14.00/1.5	445	1350	4250	7300	300	475	TT/TL	H108D E-3/L-3
	20					5000	8250	400	575		

H108E

E-3/L-3 PREMIUM DESIGN OTR TYRE

Block non-directional pattern design, Excellent holding and traction performance With good controllability.



Size	PR	T.D. (mm)	S.R.	S.W. (mm)	O.D. (mm)	Max Loading (kg)		Pressure (kpa)		Type	Code
						50km/h	10km/h	50km/h	10km/h		
23.5-25	20	35	19.50/2.5	595	1615	7300	10900	300	375	TT/TL	H108E E-3 L-3
	24					8000	12500	350	475		
	28					8750	13600	400	550		

H108F

E-3/L-3 PREMIUM DESIGN OTR TYRE

With excellent controllability, With excellent resistance to puncture, cutting and wear.



Size	PR	T.D. (mm)	S.R.	S.W. (mm)	O.D. (mm)	Max Loading (kg)		Pressure (kpa)		Type	Code
						50km/h	10km/h	50km/h	10km/h		
23.5-25	20	35	19.50/2.5	595	1615	7300	10900	300	375	TT/TL	H108F E-3 L-3
	24					8000	12500	350	475		
	28					8750	13600	400	550		

OTR TYRE >>



BROAD PEAK

LLANTAS INDUSTRIALES Y AGRICULTURA

H108G E-3/L-3 PREMIUM DESIGN OTR TYRE

Big size, outstanding casing, higher compound for longer lifespan.
Regular type of tread pattern suitable for hard rock surface and haulage.



Size	PR	T.D. (mm)	S.R.	S.W. (mm)	O.D. (mm)	Max Loading (kg)		Pressure (kpa)		Type	Code
						50km/h	10km/h	50km/h	10km/h		
23.5-25	20	35	19.50/2.5	595	1615	7300	10900	300	375	TT/TL	H108G E-3 L-3
	24					8000	12500	350	475		
	28					8750	13600	400	550		

H108H E-3/L-3 GENERAL BLOCK (S TREAD)

Specially designed for cut and heat resistant compound.
Regular type of tread pattern suitable for hard rock surface and haulage service.



Size	PR	T.D. (mm)	S.R.	S.W. (mm)	O.D. (mm)	Max Loading (kg)		Pressure (kpa)		Type	Code
						50km/h	10km/h	50km/h	10km/h		
17.5-25	16	28	14.00/1.5	445	1350	4250	7300	300	475	TT/TL	H108H E-3 L-3
	20					5000	8250	400	575		
20.5-25	20	30	17.00/2.0	520	1490	6000	9500	325	450	TT/TL	H108H E-3 L-3
	24					6700	10300	400	525		
	28					7500	11500	475	625		
23.5-25	20	33	19.50/2.5	595	1615	7300	10900	300	375	TT/TL	H108H E-3 L-3
	24					8000	12500	350	475		
	28					8750	13600	400	550		
26.5-25	28	35	22.00/3.0	675	1750	10000	15500	350	475	TL	H108H E-3 L-3
	32					11200	17000	425	550		
★ 29.5-25	28	38	25.00/3.5	750	1875	11500	17500	325	425	TL	H108H E-3 L-3
	34					12500	19000	375	500		

OTR TYRE >>



BROAD PEAK

LLANTAS INDUSTRIALES Y AGRICULTURA

H109 IND-3S SUPER EXTRA SLICK

Suitable for loader and dozer.
Special compound and smooth pattern design is suitable for heat and cut resistant.
Smooth tread with a reinforced sidewall protector for hard working area.



Size	PR	T.D. (mm)	S.R.	S.W. (mm)	O.D. (mm)	Max Loading (kg) @10km/h		Pressure (kpa) @10km/h		Type	Code
						50km/h	10km/h	50km/h	10km/h		
17.5-25	16	30	14.00/1.5	445	1350	7300	10900	300	375	TT/TL	H109 IND-3S
	20					8250	12500	350	475		
23.5-25	20	36	19.50/2.5	595	1615	10900	15500	375	475	TT/TL	H109 IND-3S
	24					12500	17000	475	550		
	28					13600	18500	550	625		

H164 L-4+ DEEP TREAD (MINING SERVICE)

The open pattern design provides good holding and traction performance, and are more suitable for poor road conditions.
Interlaced block design and square shoulder design facilitate operational continuity and stability.
The enhanced carcass design, deepened pattern and low-heat tread formula effectively improve the comprehensive service life of the tire.



Size	PR	T.D. (mm)	S.R.	S.W. (mm)	O.D. (mm)	Max Loading (kg) @10km/h		Pressure (kpa) @10km/h		Type	Code
						50km/h	10km/h	50km/h	10km/h		
17.5-25	20	45.5	14.00/1.5	445	1400	8250	11500	575	625	TT/TL	H164 L-4+
	24					8950	12500	650	725		
★ 20.5-25	24	51.5	17.00/2.0	520	1560	10300	13600	525	625	TT/TL	H164 L-4+
	28					11500	14600	625	725		
	32					12500	15600	725	825		
23.5-25	24	55	19.50/2.5	595	1675	12500	15600	475	575	TT/TL	H164 L-4+
	28					13600	16600	550	650		
	32					14600	17600	625	725		
★ 26.5-25	28	54	22.00/3.0	675	1800	15500	18500	450	550	TL	H164 L-4+
	32					17000	20000	525	625		
★ 29.5-25	28	57	25.00/3.5	750	1920	17500	20000	425	525	TL	H164 L-4+
	34					18500	21000	525	625		

OTR TYRE >>



BROAD PEAK

LLANTAS INDUSTRIALES Y AGRICULTURA

H165

L-4 DEEP TREAD (MINING SERVICE)

Suitable for wheel loader with deep tread and cut resistant compound for rocky surface and mining service.
Excellent traction and stability comfortable / Long life tread design



Size	PR	T.D. (mm)	S.R.	S.W. (mm)	O.D. (mm)	Max Loading (kg) @10km/h	Pressure (kpa) @10km/h	Type	Code
23.5-25	24	55/48	19.50/2.5	595	1675	12500	475	TT/TL	H165 L-4
	28					13600	550		
	32					14600	625		

H166

IND-3/E-3 OUTSTANDING QUALITY MINING & PORT EXTRA

Suitable for use in port and mining for long mileage.
Specially designed pattern with extra strong tread and reinforced sidewall protector.



Size	PR	T.D. (mm)	S.R.	S.W. (mm)	O.D. (mm)	Max Loading (kg)		Pressure (kpa)		Type	Code
						50km/h	10km/h	50km/h	10km/h		
16.00-25	28	32	11.25/2.0	430	1550	6700	11500	575	750	TT/TL	H166 IND-3 E-3
	32					7300	12500	650	875		
	36					7750	13600	725	975		
	40					8200	14500	800	1075		
18.00-25	28	36	13.00/2.5	500	1675	8000	13600	500	650	TT/TL	H166 IND-3 E-3
	32					8750	15000	575	750		
	36					9250	16000	625	850		
	40					9750	17000	700	950		

OTR TYRE >>



BROAD PEAK

LLANTAS INDUSTRIALES Y AGRICULTURA

H167

L-5 EXTRA DEEP TREAD (ROCK SERVICE)

Suitable for wheel loader with extra deep tread and cut resistant compound for rocky surface and mining service.
Excellent traction and stability comfortable / Long life tread design.



Size	PR	T.D. (mm)	S.R.	S.W. (mm)	O.D. (mm)	Max Loading (kg) @10km/h	Pressure (kpa) @10km/h	Type	Code
17.5-25	20	63.5	14.00/1.5	445	1400	8250	575	TT/TL	H167 L-5
	24					8950	650		
20.5-25	24	71	17.00/2.0	520	1560	10300	525		
	28					11500	625		
23.5-25	24	78.5/65	19.50/2.5	595	1675	12500	475		
	28					13600	550		
	32					14600	625		
★ 26.5-25	28	87.5/60	22.00/3.0	675	1800	15500	450	TL	
	32					17000	525		
★ 29.5-25	28	95	25.00/3.5	750	1920	17500	425		
	34					20000	525		

H168 / H168ww

G-2/L-2 SUPER GRADER LOADER SPECIAL

Suitable for wheel loader with extra deep tread and cut resistant compound for rocky surface and mining service.
Excellent traction and stability comfortable / Long life tread design.



H168

H168ww

Size	PR	T.D. (mm)	S.R.	S.W. (mm)	O.D. (mm)	Max Loading (kg) @ 40km/h	Pressure (kpa) @ 40km/h	Type	Code
13.00-24	12	24	8.00TG	335	1280	2725	300	TT/TL	H168 H168WW G-2 L-2
	16					3200	400		
14.00-24	12	25	8.00TG	360	1350	3450	325		
	16					3650	375		
16.00-24	16	28.5	10.00VA	470	1460	4500	325	TT/TL	H168 G-2 L-2
★ 15.5-25	12	24.5	12.00/1.3	395	1275	2650	225	TT/TL	H168 H168ECO G-2 L-2
	16					3650	325		
17.5-25	20	26	14.00/1.5	445	1350	3650	375	TT/TL	
	16					3650	325		
20.5-25	16	28.5	17.00/2.0	575	1490	4000	225	TT/TL	H168 G-2 L-2
	20					4500	275		
23.5-25	16	28.5	19.50/2.5	595	1615	4750	200		
	20					5450	250		

OTR TYRE >>



BROAD PEAK

LLANTAS INDUSTRIALES Y AGRICULTURA

H169 E-7 HEATMASTER SAND/DESERT TIRE



The combination of wide tread, round shoulder and streamlined pattern design provides stable ride, good floating force, excellent steering ability on sand ground road surface.

With HEATMASTER compound for desert application.

Size	PR	T.D. (mm)	S.R.	S.W. (mm)	O.D. (mm)	Max Loading (kg)	Pressure (kpa)	Type	Code
9.00-16	8	10	6.50H	860	245	1320	310	TT/TL	H169 E-7
9.00-17	8	10	7J	880	245	1320	310	TT/TL	
14.00-20	18	10	10.00W	1207	355	4125	245	TT/TL	
16.00-20	16	14	10.00W	1323	419	5450	245	TT/TL	
21.00-25	16	14	15.00/3.0	1699	599	10000	245	TT/TL	
29.5-25	28	21	25.00/3.5	1820	687	10000	240	TL	



H176 E-2 HEAVY COUNTRY CROSS TIRE (SUPER MILITARY APP.)



Super country-cross pattern is suitable for heavy trucks and other machines.

Military tech design can support using in terrible conditions such as desert, grass, forest, mountain road etc.

Size	PR	T.D. (mm)	S.R.	S.W. (mm)	O.D. (mm)	Loading (kg) @ 60km/h	Pressure (kpa) @ 60km/h	Type	Code
1500X600-635	14	29	500X635	600	1500	5750	380	TT	H176 E-2
	18					6500	470		
	22					7050	550		
1600X600-685	24	29	500X685	600	1600	7900	440		

OTR TYRE >>



BROAD PEAK

LLANTAS INDUSTRIALES Y AGRICULTURA

H177 C-1 SLICK ROLLER STAR TYRE



The tread cap is wide and flat with well vibration damping performance and compaction performance. The tread rubber has good oil resistance.

Size	PR	T.D. (mm)	S.R.	S.W. (mm)	O.D. (mm)	Loading (kg) @ 10km/h	Pressure (kpa) @ 10km/h	Type	Code	
7.50-15	14	18	6.00GS	215	785	2900	875	TT	H177 C-1	
7.50-16	14	18	6.00GS	215	810	3075	925			
9.00-20	16	20	7.0	255	1015	4750	825			
11.00-20	16	22	8.0	290	1080	5450	725			
	18					5800	825			
	24					6700	1025			
12.00-20	16	26	8.5	316	1120	5800	650			
	24					7570	1028			
13/80-20	16	20	8.5	310	1060	5430	800			
						12	4005			450
						14	4270			500
14/70-20	20	22	11.00TG	356	952	5450	760			
						12	4005	450		
						14	4270	500		
23.1-26	12	22	DW20	595	1500	5150	200	TT/TL		
	14					5600	230			
Size	PR	T.D. (mm)	S.R.	S.W. (mm)	O.D. (mm)	Loading (kg) @ 30km/h	Pressure (kpa) @ 30km/h	Type	Code	
23.1-26	12	22	DW20	595	1500	3655	170	TT/TL	H177 C-1	
	14					4050	200			



H178 R-3/C-2/E-7 MULTI-PURPOSE FLOATATION TIRE



Wide Section for good flotation force and steering ability. Special for desert transportation and road compactor application.

Size	PR	S.R.	S.W. (mm)	O.D. (mm)	Loading (kg) @ 10km/h	Pressure (kpa) @ 10km/h	Type	Code
18.4-26	12	DW16	467	1430	4180	260	TT/TL	H178 R-3 C-2 E-7
23.1-26	12	DW20	595	1500	5150	200		
	14				5600	230		
	16				6150	260		



OTR TYRE >>



BROAD PEAK

LLANTAS INDUSTRIALES Y AGRICULTURA

H179

IND-4/E-4 PORT & MINING SPECIAL

Deep tread depth for longer lifespan
Wide tread design with wearing resistance.
Thick tyre body with power torque quality.



Size	PR	T.D. (mm)	S.R.	S.W. (mm)	O.D. (mm)	Max Loading (kg)		Pressure (kpa)		Type	Code
						50km/h	10km/h	50km/h	10km/h		
18.00-25	36	64.5	13.00/2.5	515	1694	9250	16000	625	850	TL	H179 IND-4 E-4
	40					9750	17000	700	950		
	44					10300	18000	775	1050		

H180

IND-4S/L-4S PORT & MINING SPECIAL

H181

L-5S UNDERGROUND MINING SPECIAL

Deep tread depth for longer lifespan
Wide tread design with wearing resistance.
Thick tyre body with power torque quality.



Size	PR	T.D. (mm)	S.R.	S.W. (mm)	O.D. (mm)	Max Loading (kg)		Pressure (kpa)		Type	Code
						50km/h	10km/h	50km/h	10km/h		
★ 18.00-25	32	58	13.00/2.5	500	1675	8750	15000	575	750	TL	H180 IND-4S L-4S
	36					9250	16000	625	850		
	40					9750	17000	700	950		
	44					10300	18000	775	1050		
★ 18.00-25	32	85	13.00/2.5	500	1675	8750	15000	575	750	TL	H181 L-5S
	36					9250	16000	625	850		
	40					9750	17000	700	950		
	44					10300	18000	775	1050		

OTR TYRE >>



BROAD PEAK

LLANTAS INDUSTRIALES Y AGRICULTURA

DT1000

E-4 PORT INDUSTRIAL USE SPECIAL

Developed for heavy use on forklifts and other industrial vehicles.
With its wide and extra deep tread provides stronger traction, longer life and puncture resistance.



Size	PR	T.D. (mm)	S.R.	S.W. (mm)	O.D. (mm)	Loading (kg) @10km/h	Pressure (kpa)	Type	Code
★ 10.00-20	18	40	7.5	300	1097	5470	890	TT/TL	DT1000 E-4
★ 12.00-20	24	45	8.5	340	1173	9800	1000		
12.00-24	24	54	8.5	333	1300	10250	1000		
14.00-24	28	57	10	386	1417	10000	925		
	32					14700	1100		
14.00-25	28	57	10	386	1417	10000	925		
	32					14700	1100		
★ 16.00-25	36	62	11.25/2.0	432	1548	14500	1075	TL	
	40					13600	975		
★ 18.00-25	40	69	13.00/2.5	526	1673	18000	1050		
	44					17000	950		



Size	PR	T.D. (mm)	S.R.	S.W. (mm)	O.D. (mm)	Loading (kg) @10km/h	Pressure (kpa) @10km/h	Type	Code	NOTE
16/70-24	14	20	13(SDC)	410	1175	5600	450	TT	H108	普通E3/L3
16/70-20	14	30	13(SDC)	410	1175	5150	450	TT	H108	加深高档E3/L3
	18					5800	450			
16/70-20	14	20	13(SDC)	410	1175	5150	450	TT	H108	普通E3/L3
	18					5800	450			
20.5/70-16 16/70-16	14	22	10.00G	335	910	1600	280	TT	E3/L3	加深高档E3/L3
20.5/70-16 16/70-16	14	14	10.00G	320	870	1600	280	TT	E3/L3	中断面E3/L3
20.5/70-16 16/70-16	14	14	10.00G	310	850	1600	280	TT	E3/L3	小断面E3/L3
14/90-16	10	16	7.0N	270	882	1530	350	TT	H108	普通E3/L3
12.00-16	12	17	6.50H	255	890	1600	420	TT	H108	普通E3/L3
8.25-16	8	16	6.5	235	865	1530	300	TT	H108	普通E3/L3
7.50-16	8	16	5.5	215	815	750	150	TT	H108	普通E3/L3



Size	PR	T.D. (mm)	S.R.	S.W. (mm)	O.D. (mm)	Loading (kg) @10km/h	Pressure (kpa) @10km/h	Type	Code	NOTE
16/70-24	14	22	13(SDC)	410	1175	5600	450	TT	E3L3	市场新模具E3/L3
16/70-20	14	22	13(SDC)	410	1050	5150	450			
	18					5800	550			
16/60-20	14	20	13(SDC)	410	1100	5150	450			
20.5/70-16 16/70-16	14	14	10.00G	335	910	1600	280			



Size	PR	T.D. (mm)	S.R.	S.W. (mm)	O.D. (mm)	Loading (kg) @10km/h	Pressure (kpa) @10km/h	Type	Code	NOTE
20.5/70-16 16/70-16	14	17	10.00G	335	910	1600	280	TT	E3/L3	中档颗粒胎面E3/L3



Size	PR	T.D. (mm)	S.R.	S.W. (mm)	O.D. (mm)	Loading (kg) @10km/h	Pressure (kpa) @10km/h	Type	Code	NOTE
20.5/70-16 16/70-16	14	22	10.00G	335	910	1600	280	TT	H908	加深龙工E3/L3
20.5/70-16 16/70-16	14	14	10.00G	335	910	1600	280	TT	H908	普通龙工E3/L3
20.5/70-16 16/70-16	14	14	10.00G	335	830	1600	280	TT	H908	小模具龙工E3/L3



Size	PR	T.D. (mm)	S.R.	S.W. (mm)	O.D. (mm)	Loading (kg) @10km/h	Pressure (kpa) @10km/h	Type	Code	NOTE
20.5/70-16 16/70-16	14	25	10.00G	335	910	1600	280	TT	R-1	MPT R-1



SKS-3B (L-5P)

Size	PR	T.D. (mm)	S.R.	S.W. (mm)	O.D. (mm)	Loading (kg) @10km/h	Pressure (kpa) @10km/h	Type	Code	NOTE
☆ 20.5/70-16	14	25	10.00G	335	910	1600	280	TT	R-1	SKS-3B (L-5P)
☆ 16/70-16										



Size	PR	T.D. (mm)	S.R.	S.W. (mm)	O.D. (mm)	Loading (kg) @10km/h	Pressure (kpa) @10km/h	Type	Code	NOTE
20.5/70-16 16/70-16	16	45	10.00G	335	910	2700	325	TT	L-5	标准L-5



Size	PR	T.D. (mm)	S.R.	S.W. (mm)	O.D. (mm)	Loading (kg) @10km/h	Pressure (kpa) @10km/h	Type	Code	NOTE
16/70-24	14	45	13(SDC)	410	1175	5600	450	TT	L-5	半实心L-5
16/70-20	14	45	13(SDC)	410	1150	5100	450			
	18					5800	550			
20.5/70-16 16/70-16	16	45	10.00G	335	910	2700	325			





SPECIALITY IND TYRE



SPECIALITY IND TYRE



BROAD PEAK
LLANTAS INDUSTRIALES Y AGRICULTURA

AS2000 L-2 URBAN INDUSTRIAL

Developed for urban excavator and industrial trailer vehicles, by new compound for outstanding durability. Extra deep tread provides longer life and puncture resistance. Reinforced tie bar between the zig-zag block pattern.



Size	PR	T.D. (mm)	S.R.	S.W. (mm)	O.D. (mm)	Loading (kg)	Pressure (kpa)	Type	Code
9.00-20	16	28	7.0	260	1025	4060	740	TT	AS2000 L-2 NHS

H966 G-2/L-2 EXCAVATOR TYRE (X'C)

Optimized pattern design for excavator. Excellent abrasion and traction and self-cleaning.



H966A

H966B

Size	PR	T.D. (mm)	S.R.	S.W. (mm)	O.D. (mm)	Loading (kg) @ 10km/h	Pressure (kpa) @ 10km/h	Type	Code
8.25-20	14	20	6.5	235	992	3865	830	TT	H966A G-2/L-2
9.00-20	16	22	7.0	259	1038	4725	860		
10.00-20	18	22	7.5	278	1073	5470	890	TT	H966A G-2/L-2
	16								
9.00-20	16	25	7.0	259	1040	4725	860	TT	H966B G-2

H967 G-2/L-2 EXCAVATOR TYRE (ECO-USE)



Size	PR	T.D. (mm)	S.R.	S.W. (mm)	O.D. (mm)	Loading (kg) @ 10km/h	Pressure (kpa) @ 10km/h	Type	Code
9.00-20	16	20	7.0	259	1038	4725	860	TT	H967 G-2/L-2
10.00-20	18	20	7.5	278	1073	5470	890		

SPECIALITY IND TYRE >>



BROAD PEAK

LLANTAS INDUSTRIALES Y AGRICULTURA



SKS-1 (R-4) SKS-1+ (R-4) TW171 (L-2) SKS-2 (NEW L-2)

SKS-1/1+/TW171/2 SKID STEER TYRE/INDUSTRIAL TYRE

Size	PR	T.D. (mm)	S.R.	S.W. (mm)	O.D. (mm)	Loading (kg)	Pressure (kpa)	Type	Code
27X8.5-15	8	13	7JA	215	678	1030	350	TL	SKS-1 R-4
11L-16	12	15	W8L	280	835	1395	420		
10-16.5	10	19	8.25	264	773	2135	520		
	12					2375	620		
12-16.5	12	19	9.75	307	831	2865	550		
	14					3075	620		
14-17.5	14	19	10.5	349	921	3875	550		
15-19.5	14	21	11.75	389	1019	4565	485		
	16					4935	550		
12-16.5	14	22	9.75	307	831	3075	620		
12-16.5	14	21	9.75	310	835	3075	620	TL	TW171 L-2
12-16.5	14	25	9.75	314	840	3075	620	TL	SKS-2 NEW L-2

SKS-1 R-4 STANDARD

Optimized pattern design for loader/grader with excellent traction and self-cleaning in a muddy ground.

SKS-1+ R-4 ADVANCED

Optimized pattern design for loader/grader with excellent traction and self-cleaning in a muddy ground.

TW171 L-2 ADVANCED

Optimized pattern design for loader/grader with excellent traction and self-cleaning in a muddy ground.

SKS-2 NEW L-2 PRIMIUM

For loaders and dozers operations on rock, coal and earth. Separate lugs and tapered for greater traction and self-cleaning. Extra wide tread profile for better land ratio and High floating force.

SPECIALITY IND TYRE >>



BROAD PEAK

LLANTAS INDUSTRIALES Y AGRICULTURA



SKS-3 (L-5) SKS-4 (R-4+) SKS-5 (L-4) SKS-6 (L-4C)

SKS-3/4/5/6 SKID STEER TYRE/INDUSTRIAL TYRE

Size	PR	T.D. (mm)	S.R.	S.W. (mm)	O.D. (mm)	Loading (kg)	Pressure (kpa)	Type	Code
11L-16	14	22	W8L	280	845	1550	470	TL	SKS-3 L-5
10-16.5	12	35	8.25	270	785	2375	620		
12-16.5	14	42	9.75	314	845	3075	620		
12.5/80-18	16	34	9	308	985	3130	490		
14-17.5	14	30	10.5	349	935	3875	550		
19.5L-24	16	38	DW17L	495	1339	4135	300		
10-16.5	12	27	8.25	270	785	2375	620	TL	SKS-4 R-4+
12-16.5	14	35	9.75	314	845	3075	620		
12.5/80-18	16	30	9	308	985	3130	490	TL	SKS-5 L-4
10-16.5	12	32	8.25	270	785	2375	620		
12-16.5	14	40	9.75	314	845	3075	620		
11L-16	14	18	W8L	280	845	1550	470	TL	SKS-6 L-4C
10-16.5	12	26	8.25	264	773	2375	620		
12-16.5	14	32	9.75	307	831	3075	620		

SKS-3 L-5 EXTRA DEEP

Application to Skid Steer loader and scraper tyre for hard working area. Good wear resistance, with extra deep tread and side-skidding resistance.

SKS-4 R-4+ ALL TERRAIN

For loaders and dozers operations on rock, coal and earth. Extra wide tread profile for better land ratio and High floating force.

SKS-5/6 L-4/L-4C DEEP

Application to Skid Steer loader and scraper tyre for hard working area. Good wear resistance, with extra deep tread and side-skidding resistance.

SPECIALITY IND TYRE >>



BROAD PEAK

LLANTAS INDUSTRIALES Y AGRICULTURA

SKS-3B L-5P(R-4X) Big Tread Industrial Tire

Big tread, Cutting-resistance, Longer lifespan in machine working.



Size	PR	T.D. (mm)	S.R.	S.W. (mm)	O.D. (mm)	Loading (kg) @ 40km/h	Pressure (kpa) @ 40km/h	Type	Code
☆ 16.9-24	12	29	W15L	430	1323	3250	260	TL	SKS-3B L-5P
	14					3450	300		
16.9-28	12	29	W15L	430	1423	3550	260		
	14					3875	300		
19.5L-24	12	30	DW17L	495	1328	3450	230		
	14					3750	260		
	16					4135	300		

H655 NEW R-4 IF INDUSTRIAL FLOTATION

Industrial flotation design for better performance in construction area. High load capacity.



Size	PR	T.D. (mm)	S.R.	S.W. (mm)	O.D. (mm)	Loading (kg) @ 40km/h	Pressure (kpa) @ 40km/h	Type	Code
☆ 16.9-24	12	27	W15L	430	1323	3250	260	TL	H655 NEW R-4 IF
	14					3450	300		
☆ 16.9-28	12	27	W15L	430	1423	3550	260		
	14					3875	300		
19.5L-24	12	29	DW17L	495	1328	3450	230		
	14					3750	260		
	16					4135	300		

SPECIALITY IND TYRE >>



BROAD PEAK

LLANTAS INDUSTRIALES Y AGRICULTURA

H656 R-4+ A/T INDUSTRIAL TYRE

All terrain tread design for better performance in machine working. Resistance to cuts, abrasions and high load capacity.



Size	PR	T.D. (mm)	S.R.	S.W. (mm)	O.D. (mm)	Loading (kg) @ 30km/h	Pressure (kpa) @ 30km/h	Type	Code
16.9-24	14	26	W15L	430	1323	3530	300	TL	H656 R-4+
16.9-28	14	26	W15L	430	1423	3765	300		
☆ 19.5L-24	16	28	DW17L	495	1328	4135	300		

H658 R-4 INDUSTRIAL TYRE

Very good traction and better tire life. Good resistance to tearing and cracking. Resistance to cuts, abrasions and high load capacity.



Size	PR	T.D. (mm)	S.R.	S.W. (mm)	O.D. (mm)	Loading (kg) @ 40km/h	Pressure (kpa) @ 40km/h	Type	Code
16.9-24	12	27	W15L	430	1323	3250	260	TL	H658 R-4
	14					3450	300		
16.9-28	12	27	W15L	430	1423	3550	260		
	14					3875	300		
18.4-26	12	27	W16L	467	1438	4000	250		
	14					4375	290		
	16					4750	330		
17.5L-24	12	26	DW15L	445	1253	3150	270		
	14					3350	310		
19.5L-24	12	29	DW17L	495	1328	3450	230		
	14					3750	260		
	16					4135	300		
21L-24	12	29	DW18	533	1388	3875	220		
	14					4200	250		
	16					4500	280		

SPECIALITY IND TYRE >>



BROAD PEAK

LLANTAS INDUSTRIALES Y AGRICULTURA



H659 R-4 TRACTION IMPLEMENT/BACKHOE

Excellent traction and flushing / Good resistance to cracking.
Strengthen and stabilize tread under severe operating condition.

Size	PR	T.D. (mm)	S.R.	S.W. (mm)	O.D. (mm)	Loading (kg) @ 30km/h	Pressure (kpa) @ 30km/h	Type	Code
10.5/80-18	10	22	9	274	905	1935	370	TL	H659 R-4
	12					2150	430		
12.5/80-18	12	26	9	308	985	2625	370		
	14					2910	430		
	16					3130	490		

H660 R-4 INDUSTRIAL TYRE

Very good traction and better tire life.
Good resistance to tearing and cracking.
Resistance to cuts, abrasions and high load capacity.



Size	PR	T.D. (mm)	S.R.	S.W. (mm)	O.D. (mm)	Loading (kg) @ 40km/h	Pressure (kpa) @ 40km/h	Type	Code
19.5L-24	12	27	DW17L	495	1328	3450	230	TL	H660 R-4

H661 F-3 INDUSTRIAL FRONT

Husky industrial rib design, wide profile for front backhoe loader service.



Size	PR	T.D. (mm)	S.R.	S.W. (mm)	O.D. (mm)	Loading (kg) @ 30km/h	Pressure (kpa) @ 30km/h	Type	Code
11L-15	10	12	W8L	280	810	1190	340	TL	H661 F-3
	12					1355	420		
11L-16	10	12	W8L	280	835	1240	340		
	12					1395	420		

SPECIALITY IND TYRE >>



BROAD PEAK

LLANTAS INDUSTRIALES Y AGRICULTURA



H662 MP MASTER I-1 IMPLEMENT USE

Low section implement tire. Reduced soil compaction.

Size	PR	T.D. (mm)	S.R.	S.W. (mm)	O.D. (mm)	Loading (kg) @ 30km/h	Pressure (kpa) @ 30km/h	Type	Code
10.0/75-15.3	12	9	9.0	264	760	1700	470	TL	H662 IMP I-1
	14					1900	550		
11.5/80-15.3	12	10	9.0	290	845	2180	410		
	14					2430	470		
	16					2575	540		
12.5/80-15.3	14	10	9.0	307	889	2650	440		
	16					3150	490		

H663 I-1 FARM SPECIALIST IMPLEMENT

Multi rib farm tire designed for flotation for use on farm implement, wagons, tanks, carts and other pull behind vehicles.



Size	PR	T.D. (mm)	S.R.	S.W. (mm)	O.D. (mm)	Loading (kg) @ 30km/h	Pressure (kpa) @ 30km/h	Type	Code
9.5L-15	8	8	8LB	240	765	1100	280	TL	H663 I-1
	10					1310	340		
11L-15	8	9	W8L	280	775	1130	220		
	10					1285	280		
	12					1345	340		
12.5L-15	8	9	W10L	317	823	1350	220		
	12					1730	330		
	14					1830	360		
11L-16	8	9	W8L	280	800	1175	220		
	10					1340	280		
	12					1515	340		

SPECIALITY IND TYRE



BROAD PEAK

LLANTAS INDUSTRIALES Y AGRICULTURA

H664 MPT R-1 TRACTION STAR (IND & AG)



Best for tractor, telehandler, backhoe loader, compactor.
Excellent traction, self-cleaning and cutting resistance

Size	PR	T.D. (mm)	S.R.	S.W. (mm)	O.D. (mm)	Max Loading (kg)	Pressure (kpa)	Type	Code
15.5/80-24 (400/80-24)	12	35	13.0	394	1262	2900	300	TL	H664 R-1
	16					3350	400		

H665 DEEP R-4 TRACTION STAR



Best for tractor, telehandler, backhoe loader, compactor.
Excellent traction, self-cleaning and cutting resistance

Size	PR	T.D. (mm)	S.R.	S.W. (mm)	O.D. (mm)	Max Loading (kg)	Pressure (kpa)	Type	Code
405/70-20 (16/70-20)	14	37	13.0	407	1076	3250	350	TL	H665 DR-4
405/70-24 (16/70-24)	14	37	13.0	407	1178	3550	350		



SKS-X



SKS-Y



SKS-Z

SKS-X/Y/Z SKID STEER TYRE

Size	PR	T.D. (mm)	S.R.	S.W. (mm)	O.D. (mm)	Max Loading (kg)	Pressure (kpa)	Type	Code
33X12-16.5	10	14	9.75	310	840	2540	450	TL	SKS-X Off Road
33X12-16.5	10	14	9.75	310	840	2540	450		SKS-Y Sandtrack
33X12-16.5	10	14	9.75	310	840	2540	450		SKS-Z Turf

SPECIALITY IND TYRE



BROAD PEAK

LLANTAS INDUSTRIALES Y AGRICULTURA

H666 R-4 BOOM LIFT TYRE



Good performance for boom lift and other air-work machines.
Stable support with excellent wear resistant.

Size	PR	T.D. (mm)	S.R.	S.W. (mm)	O.D. (mm)	Max Loading (kg)	Pressure (kpa)	Type	Code
★ 315/55D20	12	18	11.00	319	830	3360	560	TL	H666 R-4
355/55D625	14	23	11.75	360	936	3450	520		
★ 15-625	16	25	13.00	385	1018	5580	690		
★ 18-625	16	25	15.00	455	1046	6900	690		
★ 445/50D710	18	25	W15	445	1189	7300	690		
	20					7740	790		

H667 MPT R-1 TRACTION FOR IND & AG USE



Best for tractor, telehandler, backhoe loader, compactor.
Excellent traction, self-cleaning and cutting resistance

Size	PR	T.D. (mm)	S.R.	S.W. (mm)	O.D. (mm)	Loading (kg) @30km/h	Pressure (kpa) @30km/h	Type	Code
10.0/75-15.3	12	20	9.0	264	775	1700	470	TL	MPT R-1
	14					1900	550		
11.5/80-15.3	12	20	9.0	290	869	2180	410		
	14					2430	470		
	16					2575	540		
12.5/80-15.3	14	20	9.0	307	925	2650	440		
	16					3150	490		
Size	PR	T.D. (mm)	S.R.	S.W. (mm)	O.D. (mm)	Loading (kg) @40km/h	Pressure (kpa) @40km/h	Type	Code
★ 18-19.5	18	24	14.0	460	1105	5460	725	TL	MPT R-1
★ 405/70-20 (16/70-20)	14	30	13.0	407	1076	3250	350		
★ 405/70-24 (16/70-24)	14	30	13.0	407	1178	3550	350		



SUPER SOLID TYRE



SUPER SOLID TYRE >>>



BROAD PEAK
LLANTAS INDUSTRIALES Y AGRICULTURA

H991A XTRA WALL AND MASSIVE TREAD BLOCK SOLID

High quality raw material support and unique formula design.



Size	T.D. (mm)	S.R.	S.W. (mm)	O.D. (mm)	Max Loading(kg)				Code	
					Forklift					Other Industrial
					10km/h		16km/h			
					Load	Rota	Load	Rota		10km/h
300-15 (315/70-15)	29	8.0	300	838	6895	5305	6300	4845	5310	H991A SOLID

H991B EXCELLENT VIBRATION CONTROL PATTERN SOLID

Agressive pattern for port trailer and forklift.
High load & excellent wear-resistance.



Size	T.D. (mm)	S.R.	S.W. (mm)	O.D. (mm)	Max Loading(kg)				Code	
					Forklift					Other Industrial
					10km/h		16km/h			
					Load	Rota	Load	Rota		10km/h
7.00-15	33	5.5(6.0)	207	759	3700	2845	3375	2595	2845	H991B SOLID
7.50-16	33.5	6.0(5.5)	230	820	4400	3385	4025	3095	3385	
9.00-20	40	6.5	259	1038	6160	5153	5630	4690	4745	
9.00-20		7.0	259	1038	6365	5305	5815	4845	4905	
10.00-20	40	7.5	278	1073	7075	5895	6460	5385	5450	
10.00-20		8.0	278	1073	7300	6085	6670	5560	5630	
11.00-20	45	7.5	300	1095	7470	6225	6820	5685	5750	
11.00-20		8.0	300	1095	7715	6430	7045	5870	5940	
12.00-20	45	8.0	310	1180	8640	7200	7885	6570	6650	
12.00-20		8.5	310	1180	8920	7435	8140	6785	6865	

SUPER SOLID TYRE >>



BROAD PEAK

LLANTAS INDUSTRIALES Y AGRICULTURA

H992A

SUPER STRONG LARGE BLOCK SOLID

Litter rolling resistance & low heat generating.
Little energy conservation & strong rockfall resistance.
It's the best choice for balanced forklift and other industrial vehicles.



Size	T.D. (mm)	S.R.	S.W. (mm)	O.D. (mm)	Max Loading(kg)					Code
					Forklift				Other Industrial 10km/h	
					10km/h		16km/h			
					Load	Rota	Load	Rota		
4.00-8	20	3.0	115	408	1090	840	995	765	840	H992A SOLID
▲ 5.00-8	24	3.0	146	469	1255	965	1145	880	960	
▲ 18X7-8	24	4.33	170	457	2430	1870	2215	1705	1870	
▲ 6.00-9	24	4.0	160	545	1975	1520	1805	1390	1520	
▲ 6.50-10	28	5.0	178	597	2715	2090	2485	1910	2095	
▲ 7.00-9	28	5.0	185	578	2670	2005	2440	1875	2055	
▲ 7.00-12	29	5.0	192	683	3105	2390	2835	2180	2390	
▲ 8.25-12	38	6.5	236	735	3425	2635	3125	2405	2635	
▲ 28X9-15 (8.15-15) (225/75-15)	35	7.0	225	706	4060	3125	3710	2855	3125	
▲ 8.25-15	38	6.5	236	847	5085	3910	4640	3570	3910	

▲ CLICK/QUICK type solid tyre available

SUPER SOLID TYRE >>



BROAD PEAK

LLANTAS INDUSTRIALES Y AGRICULTURA

H992B

EXTRA POWER STRONG INDUSTRIAL SOLID

High quality raw material support and unique formula design.
The tyre enjoys outstanding performance at all aspects.



Size	T.D. (mm)	S.R.	S.W. (mm)	O.D. (mm)	Max Loading(kg)					Code
					Forklift				Other Industrial 10km/h	
					10km/h		16km/h			
					Load	Rota	Load	Rota		
5.00-8	24	3.0	146	469	1255	965	1145	880	960	H992B SOLID
18X7-8	24	4.33	170	457	2430	1870	2215	1705	1870	
6.00-9	24	4.0	160	545	1975	1520	1805	1390	1520	
6.50-10	28	5.0	178	597	2715	2090	2485	1910	2095	
7.00-9	28	5.0	185	578	2670	2005	2440	1875	2055	
7.00-12	29	5.0	192	683	3105	2390	2835	2180	2390	
8.25-12	38	6.5	236	735	3425	2635	3125	2405	2635	
28X9-15 (8.15-15) (225/75-15)	35	7.0	225	706	4060	3125	3710	2855	3125	
8.25-15	38	6.5	236	847	5085	3910	4640	3570	3910	

H993

PERFECT BALANCE INNOVATIVE TREAD SOLID

High land ratio for longer life.
It's the best choice for balanced forklift and other industrial vehicles.



Size	T.D. (mm)	S.R.	S.W. (mm)	O.D. (mm)	Max Loading(kg)					Code
					Forklift				Other Industrial 10km/h	
					10km/h		16km/h			
					Load	Rota	Load	Rota		
16X6-8	17	4.33	162	418	1545	1190	1410	1085	1185	H993 SOLID
21X8-9	27	6.0	207	535	2890	2225	2645	2035	2230	
23X9-10	26	6.5	225	595	3730	2870	3405	2620	2865	

SUPER SOLID TYRE >>



BROAD PEAK

LLANTAS INDUSTRIALES Y AGRICULTURA



H994 KING STAR SOLID

Best cutting resistance.
Expert low rolling resistance.
Longest lifespan.

Size	T.D. (mm)	S.R.	S.W. (mm)	O.D. (mm)	Max Loading(kg)					Code
					Forklift				Other Industrial 10km/h	
					10km/h		16km/h			
					Load	Rota	Load	Rota		
5.00-8	24	3.0	146	469	1255	965	1145	880	960	H994 SOLID
★ 18X7-8	24	4.33	170	457	2430	1870	2215	1705	1870	
6.00-9	24	4.0	160	545	1975	1520	1805	1390	1520	
6.50-10	28	5.0	178	597	2715	2090	2485	1910	2095	
★ 7.00-9	28	5.0	185	578	2670	2005	2440	1875	2055	
7.00-12	29	5.0	192	683	3105	2390	2835	2180	2390	
★ 8.25-12	38	6.5	236	735	3425	2635	3125	2405	2635	
28X9-15 (8.15-15)	35	7.0	225	706	4060	3125	3710	2855	3125	
★ (225/75-15)										
8.25-15	38	6.5	236	847	5085	3910	4640	3570	3910	
★ 16X6-8	17	4.33	162	418	1545	1190	1410	1085	1185	
★ 21X8-9	27	6.0	207	535	2890	2225	2645	2035	2230	
★ 23X9-10	26	6.5	225	595	3730	2870	3405	2620	2865	
★ 9.00-20	40	6.5	259	1038	6160	5135	5630	4690	4745	
★ 9.00-20		7.0	259	1038	6365	5305	5815	4845	4905	
★ 10.00-20	40	7.5	278	1073	7075	5895	6460	5385	5450	
★ 10.00-20		8.0	278	1073	7300	6085	6670	5560	5630	
★ 11.00-20	45	7.5	300	1095	7470	6225	6820	5685	5750	
★ 11.00-20		8.0	300	1095	7715	6430	7045	5870	5940	
★ 12.00-20	45	8.0	310	1180	8640	7200	7885	6570	6650	
★ 12.00-20		8.5	310	1180	8920	7435	8140	6785	6865	

SUPER SOLID TYRE >>



BROAD PEAK

LLANTAS INDUSTRIALES Y AGRICULTURA



H992A NON-MARKING SOLID

Environmental friendly.
Static electricity free.

Size	T.D. (mm)	S.R.	S.W. (mm)	O.D. (mm)	Max Loading(kg)					Code
					Forklift				Other Industrial 10km/h	
					10km/h		16km/h			
					Load	Rota	Load	Rota		
4.00-8	20	3.0	115	408	1090	840	995	765	840	H992A SOLID
5.00-8	24	3.0	146	469	1255	965	1145	880	960	
18X7-8	24	4.33	170	457	2430	1870	2215	1705	1870	
6.00-9	24	4.0	160	545	1975	1520	1805	1390	1520	
6.50-10	28	5.0	178	597	2715	2090	2485	1910	2095	
7.00-9	28	5.0	185	578	2670	2005	2440	1875	2055	
7.00-12	29	5.0	192	683	3105	2390	2835	2180	2390	
8.25-12	38	6.5	236	735	3425	2635	3125	2405	2635	
8.25-15	38	6.5	236	847	5085	3910	4640	3570	3910	
28X9-15 (8.15-15) (225/75-15)	35	7.0	225	706	4060	3125	3710	2855	3125	

- NON-MARKING SOLID TIRES OF H991A, H991B, H992B, AND H993 ARE AVAILABLE ALSO.
- OTHER COLORS ARE AVAILABLE TOO.

TW993 NON-MARKING SOLID FOR AIRPORT WORKING


High quality raw material support and unique formula design.
The tyre enjoys outstanding performance at all aspects.



Size	T.D. (mm)	S.R.	S.W. (mm)	O.D. (mm)	Max Loading(kg)					Code
					Forklift				Other Industrial 10km/h	
					10km/h		16km/h			
					Load	Rota	Load	Rota		
4.00-8	4	3.75	120	406	1090	840	995	765	840	TW993



FORKLIFT TYRE



FORKLIFT TYRE



BROAD PEAK

LLANTAS INDUSTRIALES Y AGRICULTURA



H989 INDUSTRIAL MASTER (IND)

Developed for heavy use on forklifts and other industrial vehicles. With its wide and extra deep tread provides stronger traction, longer life and puncture resistance.

Size	PR	T.D. (mm)	S.R.	S.W. (mm)	O.D. (mm)	Max Loading(kg)	Pressure (kpa)	Type	Code
						25km/h Load			
☆ 355/65-15	28	23	9.75	359	846	6000	1000	TT	H989 IND
	32					7500	1300		
300-15	18	21	8.0	300	848	5530	830		
	20					5940	930		
12.00-20	20	29	8.5	315	1135	7400	900		
	24					8250	1000		
10.00-20	18	28	7.5	278	1078	6475	890		
	20					6970	1000		
9.00-20	16	26	7.0	259	1025	5595	860		
8.25-15	14	18	6.5	235	840	3775	830		
	16					4050	925		
28X9-15 (8.15-15) (225/70-15)	14	19	7.0	220	710	3050	970		
	16					3115	1000		
7.50-15	14	21	6.0	215	780	3375	925		
	16					3550	1000		
7.00-15	12	21	5.5	200	750	2870	860		
	14					3140	1000		
8.25-12	12	18	6.5	235	765	3060	720		
7.00-12	12	13	5.00S	190	676	2375	860		
	14					2590	1000		
6.50-10	10	12	5.00F	175	590	1655	790		
	12					1895	1000		
7.00-9	10	13	5.00S	190	590	1995	860		
6.00-9	10	11	4.00F	160	540	1505	860		
	12					1675	1030		
5.00-8	10	11	3.50D	137	470	1150	1000		
16X6-8	10	13	4.33R	152	425	1085	860		
18X7-8 (180/70-8)	14	15	4.33R	173	465	1505	970		
	16					1695	1000		
21X8-9 (200/75-9)	10	15	6.00E	200	535	1545	620		
	14					2040	1000		
23X9-10	14	16	6.50F	225	595	2585	900		
	16					2810	1030		
27X10-12	14	16	8.00G	255	690	3285	860		
	16					3585	1000		

FORKLIFT TYRE >>



BROAD PEAK

LLANTAS INDUSTRIALES Y AGRICULTURA

TW898 EXTRA POWER STRONG INDUSTRIAL



Pattern design with wide contact area increases traction.
Reinforced tie bar between the zig-zag pattern.
New compound for outstanding durability / longer life.

Size	PR	T.D. (mm)	S.R.	S.W. (mm)	O.D. (mm)	Loading (kg)	Pressure (kpa)	Type	Code
8.25-15	16	25	6.5	242	845	4050	925	TT	TW898 IND
7.50-16	16	22	6.00S	212	810	3870	880		

H990 XTRA WALL AND MASSIVE TREAD BLOCK



New pattern design supports longer working life.
Special compound could be used in much more hard working sites.
Non-symmetric tread offers more traction power and better wear-ability.

Size	PR	T.D. (mm)	S.R.	S.W. (mm)	O.D. (mm)	Loading (kg)	Pressure (kpa)	Type	Code
8.25-15	16	22	6.5	242	840	4050	925	TT	H990 IND
28X9-15	14	22	7.0	220	713	3050	970		
	16					3115	1000		
7.00-12	14	20	5.00S	192	676	2590	1000		
6.50-10	12	21	5.00F	185	590	1895	1000		
7.00-9	10	19	5.00S	192	590	1895	860		
6.00-9	12	18	4.00F	168	540	1675	1030		
5.00-8	10	16	3.50D	138	470	1150	1000		
18X7-8	14	18	4.33R	173	465	1505	970		
	16					1695	1000		

DT1000 SUPER DEEP TREAD & WIDE CROWN SERIES



Developed for heavy use on forklifts and other industrial vehicles.
With its wide and extra deep tread provides stronger traction, longer life and puncture resistance.

Size	PR	T.D. (mm)	S.R.	S.W. (mm)	O.D. (mm)	Loading (kg)	Pressure (kpa)	Type	Code
8.25-20	18	35	6.5	235	975	5300	950	TT	DT1000 IND
8.25-15	16	33.5	6.5	246	851	4050	925		
28X9-15	16	28	7.0	224	713	3115	1000		
7.00-12	14	33.5	5.00S	200	680	2590	1000		
6.50-10	12	31	5.00F	185	599	1865	1000		
6.00-9	12	26	4.00F	168	555	1675	1030		
5.00-8	10	23	3.50D	142	470	1150	1000		
28X9-15	16	28	7.0	224	713	3115	1000	TT	DT1000+ IND
	24					5670	1200		



BROAD PEAK

LLANTAS INDUSTRIALES Y AGRICULTURA

AGRICULTURAL TYRE



Tire Direct
La nueva generación





H657-1

H657-2

H657-3

H657-4

H657-5

H657-1/2/3/4/5 R-1 SUPER FARM TYRE

For general farm tractors.
Provides good cutting resistance and longer lifetime.

Size	PR	T.D. (mm)	S.R.	S.W. (mm)	O.D. (mm)	Loading (kg) @30km/h	Pressure (kpa) @30km/h	Type	Code
6.00-12	6	20	4.50E	165	640	405	250	TT	H657-1 R-1
6.00-12	6	20	4.50E	165	640	405	250		H657-2 R-1
6.00-12	6	23	4.50E	165	640	405	250		H657-3 R-1
6.00-16	6	24	4.50E	165	745	495	250		H657-4 R-1
7.50-16	6	22	5.50F	205	810	650	210		H657-5 R-1
	8					800	280		



H657-6 R-1 SUPER FARM TYRE FOR DRIVE WHEEL

Tractor tire for drive wheel.
Powerful traction and good cutting resistance.

Size	PR	T.D. (mm)	S.R.	S.W. (mm)	O.D. (mm)	Loading (kg) @30km/h	Pressure (kpa) @30km/h	Type	Code
11.2-24	10	32	W10	285	1105	1380	300	TT	H657-6 R-1
14.9-24	10	38	W13	378	1265	1990	230		
16.9-28	10	39	W15L	430	1435	2380	200		
	12					2580	230		
16.9-30	12	39	W15L	430	1485	2730	240		
16.9-34	10	39	W15L	430	1585	2605	200		
	12					2945	240		
18.4-34	12	36	W16L	467	1655	3375	230		
20.8-38	12	42	W18L	528	1835	4000	200		
23.1-26	12	42	DW20	587	1605	3610	170		
	14					3970	200		
23.1-30	12	42	DW20	587	1705	3850	170		
	16					4000	225		

- ☆
- ☆
- ☆

H657-7 R-1 SUPER FARM TYRE FOR DRIVE WHEEL

Tractor tire for drive wheel.
Good traction and high grip ability.



Size	PR	T.D. (mm)	S.R.	S.W. (mm)	O.D. (mm)	Loading (kg) @30km/h	Pressure (kpa) @30km/h	Type	Code
7.50-20	6	25.5	5.50F	205	910	760	210	TT	H657-7 R-1
	8					900	250		
8.3-24	6	30	W7	210	995	810	240		
	8					950	300		
9.5-20	8	28	W8	240	950	955	300		
	10					1190	370		
9.5-24	8	31	W8	240	1050	1110	280		
	10					1300	370		
11.2-28	8	35	W10	285	1205	1305	240		
	10					1515	300		

AGRICULTURAL TYRE



BROAD PEAK

LLANTAS INDUSTRIALES Y AGRICULTURA

H657-8/10

R-1 SUPER FARM TYRE FOR DRIVE WHEEL

Tractor tire for drive wheel and load wheel.
Excellent traction, self-cleaning and cutting resistance.



H657-8

H657-10

Size	PR	T.D. (mm)	S.R.	S.W. (mm)	O.D. (mm)	Loading (kg) @30km/h	Pressure (kpa) @30km/h	Type	Code
8.3-20	6	28	W7	210	895	695	240	TT	H657-8 R-1
	8					880	300		
9.5-20	8	27	W8	240	950	955	280	TT	H657-10 R-1
	10					1190	370		

H657-11/12

R-1 SUPER FARM TYRE FOR DRIVE WHEEL

Tractor tire for drive wheel.
Powerful traction and good cutting resistance.



H657-11

H657-12

Size	PR	T.D. (mm)	S.R.	S.W. (mm)	O.D. (mm)	Loading (kg) @30km/h	Pressure (kpa) @30km/h	Type	Code
14.9-26	10	42	W13	378	1315	2055	230	TT	H657-11 R-1
	12					2310	260		
18.4-30	12	35	W16L	467	1550	3180	230	TT	H657-12 R-1
15.5-38	10	34	W14L	395	1570	2320	230		
	12					2700	260		

AGRICULTURAL TYRE



BROAD PEAK

LLANTAS INDUSTRIALES Y AGRICULTURA



H657-13



H657-14



H657-15

H657-13/14/15

R-1(LS-1) SUPER TRACTOR & HARVESTER TYRE

Tractor/Harvester tire for drive wheel and load wheel.
Excellent traction, self-cleaning and cutting resistance.

Size	PR	T.D. (mm)	S.R.	S.W. (mm)	O.D. (mm)	Loading (kg) @30km/h	Pressure (kpa) @30km/h	Type	Code
12.4-24	8	36	W11	315	1160	1415	230	TT	H657-13 R-1/LS-1
	10					1650	280		
12.4-28	8	36	W11	315	1260	1510	230	TT	H657-14 R-1/LS-1
	10					1760	280		
14.9-24	10	38	W13	378	1265	1990	230	TT	H657-14 R-1/LS-1
14.9-28	10	38	W13	378	1365	2120	230		
18.4-38	12	41	W16L	467	1755	3575	230	TT	H657-15 R-1/LS-1
15-24	10	37	DW14	410	1330	2800	280		

H657-16

CR-1 FARM TYRE

Tractor tire for drive wheel with good cutting resistance for longer tire life.



Size	PR	T.D. (mm)	S.R.	S.W. (mm)	O.D. (mm)	Loading (kg) @30km/h	Pressure (kpa) @30km/h	Type	Code
11-38	10	35	W10	305	1540	1965	200	TT	H657-16 CR-1
12.4-48	12	36	W11	315	1760	2975	320		
☆ 14.9-24	12	38	W13	378	1265	1990	230		
14.9-48	12	38	W13	378	1875	3350	270		
15.5-38	12	37	W14L	395	1570	2700	260		
18.4-30	12	41	W16L	467	1550	3180	230		
18.4-34	12	41	W16L	467	1655	3375	230		
☆ 18.4-38	12	41	W16L	467	1755	3575	230		
☆ 18.4-42	12	41	W16	467	1857	3350	220		
☆ 20.8-38	12	42	W18L	528	1835	4000	200		
☆ 24.5-32	16	43	DW21	622	1805	4500	210		
☆ 30.5L-32	18	45	DW27	775	1820	5800	220		



H657-17/18

DR-1 (R-2) SUPER FARM TYRE (DEEP TREAD)

Specially designed lug profiles for full traction power and self-cleaning.



H657-17

H657-18

Size	PR	T.D. (mm)	S.R.	S.W. (mm)	O.D. (mm)	Loading (kg) @30km/h	Pressure (kpa) @30km/h	Type	Code
6.00-12	6	30	4.50E	165	640	405	250	TT	H657-17 DR-1 (R-2)
6.00-16	6	28	4.50E	165	745	495	250	TT	H657-18 DR-1 (R-2)

H657-19/20

DR-1 (R-2) SUPER FARM TYRE (EXTRA DEEP TREAD)

Powerful pattern & Wear resistance. Longer life & High durability.



H657-19

H657-20

Size	PR	T.D. (mm)	S.R.	S.W. (mm)	O.D. (mm)	Loading (kg) @ 30km/h	Pressure (kpa) @ 30km/h	Type	Code
6.50-16	6	38	5.00F	180	765	565	250	TT	H657-19 DR-1 (R-2)
9.5-24	8	42	W8	240	1050	1110	280	TT	H657-20 DR-1 (R-2)
	10					1300	370		
11.2-24	10	42	W10	285	1105	1380	300		



H657-21

DR-1 (R-2) SUPER FARM TYRE (DEEP TREAD)

Specially designed lug profiles for full traction power and self-cleaning.



Size	PR	T.D. (mm)	S.R.	S.W. (mm)	O.D. (mm)	Loading (kg) @30km/h	Pressure (kpa) @30km/h	Type	Code
6.00-16	6	31	4.50E	165	745	495	250	TT	H657-21 DR-1 (R-2)
6.50-16	6	32	5.00F	180	765	565	250		
7.50-16	6	33	5.50F	205	810	650	210		
	8					800	280		
8.3-20	6	38	W7	210	895	695	240		
	8					880	300		
8.3-24	6	38	W7	210	995	810	240		
	8					950	300		
9.5-20	8	42	W8	240	950	955	280		
	10					1190	370		
9.5-24	8	42	W8	240	1050	1110	280		
	10					1300	370		
11.2-24	10	42	W10	285	1105	1380	300		
11.2-28	8	45	W10	285	1205	1305	240		
	10					1515	300		
12.4-28	8	45	W11	315	1260	1510	230		
	10					1760	280		
13.6-24	10	48	W12	345	1210	1790	250		
16.9-34	10	50	W15L	430	1585	2605	200		
	12					2945	240		
12-38	8	37	DW11	356	1575	1570	140		
	10					1850	180		
11-32	6	33	W10	305	1360	1000	140		
	8					1250	180		



H657-22 R-2 HARVESTER TYRE

Larger traction tire for drive wheel.
Powerful traction, excellent wear resistance and self-cleaning.



Size	PR	T.D. (mm)	S.R.	S.W. (mm)	O.D. (mm)	Loading (kg) @30km/h	Pressure (kpa) @30km/h	Type	Code
9.5-38	10	52	W8	240	1520	1400	280	TT	H657-22 R-2
★ 14.9-24	10	69	W13	378	1297	1990	230		
★ 14.9-28	10	69	W13	378	1397	2120	230		
★ 16.9-28	12	69	W15L	430	1465	2580	230		
★ 18.4-30	12	81	W16L	467	1598	3180	230		
★ 18.4-34	12	81	W16L	467	1703	3375	230		
★ 18.4-38	12	81	W16L	467	1803	3575	230		
★ 20.8-38	12	77	W18L	528	1872	4000	200	TT/TL	H657-22 R-2
★ 23.1-26	14	89	DW20	587	1662	3970	200		
★ 23.1-30	12	89	DW20	587	1762	3850	170		
	16					4000	225		
★ 19.5L-24	12	76	DW17L	495	1384	2145	210		
★ 28L-26	14	89	DW25	715	1673	4245	170		

H657-23 R-1/IR-1 IRRIGATION TYRE

Special design for irrigation application.
Good self cleaning property and sufficient traction.



Size	PR	T.D. (mm)	S.R.	S.W. (mm)	O.D. (mm)	Loading (kg) @30km/h	Pressure (kpa) @30km/h	Type	Code
★ 11.2-24	6	25	W10	285	1103	1045	180	TT	H657-23 R-1/IR-1
★ 12.4-24	8	25	W11	315	1160	1415	230		
★ 13.6-24	8	25	W12	345	1210	1545	210		
★ 14.9-24	8	25	W13	378	1265	1760	180		
★ 11.2-38	10	25	W10	285	1448	2000	170		



H657-24 MZ I-3 FOR IMPLEMENT & HARVESTER WHEEL

Comfortable operation.
Longer tyre lifetime.



Size	PR	T.D. (mm)	S.R.	S.W. (mm)	O.D. (mm)	Loading (kg) @30km/h	Pressure (kpa) @30km/h	Type	Code
12.00-18	10	18	9.00V	325	1085	1800	320	TT	H657-24 I-3
	12					2300	420		

H657-25 PR-1 SUPER PADDY FIELD TYRE

Powerful traction, excellent driving stability and Steering Accuracy.
Longer life and High durability, Wear resistance, Outstanding Cold & Heat resistance.



Size	PR	T.D. (mm)	S.R.	S.W. (mm)	O.D. (mm)	Loading (kg) @30km/h	Pressure (kpa) @30km/h	Type	Code
6.00-12	6	45.5	4.5E	165	690	425	270	TT	H657-25 PR-1
6.50-16	8	57	5.00F	165	830	565	250		
7.50-16	10	64	5.50F	195	890	750	300		
8.3-20	10	64	W7	210	950	970	270		
8.3-24	10	64	W7	210	1050	1135	270		
9.5-20	10	78	W8	240	1050	1140	240		
9.5-24	10	78	W8	240	1150	1345	240		
11-23	12	90	W10	305	1460	1080	160		
11.2-24	12	83	W10	285	1205	1465	210		
12.4-26	12	86	W11	315	1265	1728	200		
12.4-28	12	86	W11	315	1315	1785	200		
13.6-24	12	90	W12	345	1210	1790	250		
13.6-38	12	90	W12	345	1710	2675	230		
14.9-24	12	90	W13	378	1260	1990	230		
14.9-26	12	90	W13	378	1315	2055	230		
14.9-28	12	90	W13	378	1365	2120	230		
14.9-30	12	95	W13	378	1415	2190	230		
16.9-30	12	95	W15L	430	1485	2730	240		
16.9-34	12	95	W15L	430	1585	2605	200		
18.4-34	12	95	W16L	467	1655	3375	230		
18.4-38	12	95	W16L	467	1755	3575	230		



H657-26 PR-1 SUPER PADDY FIELD TYRE



Powerful traction, excellent driving stability and Steering Accuracy. Longer life and High durability, Wear resistance, Outstanding Cold & Heat resistance.

Size	PR	T.D. (mm)	S.R.	S.W. (mm)	O.D. (mm)	Loading (kg) @30km/h	Pressure (kpa) @30km/h	Type	Code
11-32	12	90	W10	305	1460	1080	160	TT	H657-26 PR-1
13.6-24	12	90	W12	345	1210	1790	250		
14.9-24	12	90	W13	378	1265	1990	230		
14.9-26	12	90	W13	378	1315	2055	230		
14.9-28	12	90	W13	378	1365	2120	230		
16.9-28	12	90	W15L	430	1478	2580	230		
14.9-30	12	95	W13	378	1415	2190	230		
16.9-30	12	95	W15L	430	1485	2730	240		
16.9-34	12	95	W15L	430	1585	2605	200		
18.4-38	12	95	W16L	467	1755	3575	230		
20.8-38	12	95	W18L	528	1887	4000	200		

H657-27

DR-1 (R-2) OVER SIZE AG TYRE FOR DRIVE WHEEL
FIELD & ROAD USE, DOUBLE DUTY



Confident grip & good self-cleaning Extra deep lug depth for long wearing. Import design.

Size	PR	T.D. (mm)	S.R.	S.W. (mm)	O.D. (mm)	Loading (kg) @30km/h	Pressure (kpa) @30km/h	Type	Code
☆ 18.4-30 (18.4/15-30)	12	44	W16L	467	1550	3180	230	TT	H657-27 DR-1 (R-2)
☆ 15.5-38	12	42	W14L	395	1570	2700	260		



H657-28 LS-2 FORESTRY TYRE



Big block & small block angle design. Good traction performance and strong resistance to puncture & wear. Special for logging skidder machines.

Size	PR	T.D. (mm)	S.R.	S.W. (mm)	O.D. (mm)	Loading (kg) @30km/h	Pressure (kpa) @30km/h	Type	Code
☆ 16.9-30LS	12	48	DW15L	430	1510	2800	240	TT/TL	H657-28 LS-2
	16					3250	310		
☆ 18.4-26LS	12	50.5	DW16L	467	1475	2900	210		
☆ 18.4-30LS	12	50.5	DW16A	467	1575	3075	210		
	16					3650	280		
☆ 18.4-34LS	12	50.5	DW16L	467	1680	3250	210		
	16					3875	280		
☆ 23.1-26LS	16	53	DW20B	587	1630	4500	240		
	20					4875	280		
☆ 24.5-32LS	16	54	DH21	622	1830	5000	210		
	20					5800	280		
☆ 28L-26LS	16	55	DW25B	715	1645	4750	210		
	20					5150	240		
	26					6500	340		
☆ 30.5L-32LS	16	55.5	DW27B	775	1845	5300	170		
	20					6000	210		
	26					7100	280		
	32					8000	340		

AGRICULTURAL TYRE



BROAD PEAK

LLANTAS INDUSTRIALES Y AGRICULTURA



H889



H206



H207



H208

H889 H206 H207 H208

AG FRONT WHEEL & TRAILER WHEEL

Long tyre life with wear resistance.

Size	PR	T.D. (mm)	S.R.	S.W. (mm)	O.D. (mm)	Loading (kg) @30km/h	Pressure (kpa) @30km/h	Type	Code
4.50-16	6	7	3.00D	130	655	400	390	TT	H889
5.00-14	4	7	3.00D	130	620	365	340		
4.50-14	4	7	3.00D	122	606	345	340		
4.00-14	4	7	3.00D	110	590	270	340		
4.50-12	4	6	3.00D	122	550	307	340		
5.00-14	8	9.5	3.00D	130	620	500	420	TT	H206
4.50-14	8	8	3.00D	122	606	400	420	TT	H207
6.00-16	6	8	4.00E	160	740	560	340	TT	H208
5.50-16	6	8	4.00E	150	710	525	370		
5.00-16	6	7.5	4.00E	142	680	500	370		
4.50-16	6	7	3.00D	130	655	400	390		
4.00-14	4	7	3.00D	110	590	270	340		
4.00-12	4	7	3.00D	110	535	250	340		

AGRICULTURAL TYRE



BROAD PEAK

LLANTAS INDUSTRIALES Y AGRICULTURA



H209A



H209B

H209A H209B F-2 TRIPLE RIB FARM STEERING

Better Steering with good stability / Self cleaning and damage resistance.
Better tire life / High load capacity.

Size	PR	T.D. (mm)	S.R.	S.W. (mm)	O.D. (mm)	Loading (kg) @30km/h	Pressure (kpa) @30km/h	Type	Code
4.00-14	4	7	3.00D	110	590	270	340	TT	H209A F-2
4.00-16	4	8	3.00D	110	640	300	340		
5.00-15	6	9.5	4J	140	665	465	420		
5.50-16	6	13	4.00E	150	710	525	370	TT/TL	
7.50-16	8	15	5.50F	205	810	870	370		
	10					1000	450		
7.50-18	8	21	5.50F	235	860	945	370		
	10					1150	475		
9.00-16	10	18	6LB	235	860	1245	370	TL	
7.5L-15	8	15	6LB	208	745	840	310		
9.5L-15	8	16	8LB	240	780	930	280		
11L-15	8	18	8LB	280	810	1070	420		
	12					1355	340		
10.00-16	10	23	W8L	275	910	1325	310		
11.00-16	10	23	W10L	315	970	1485	450		
7.50-16	10	19	5.50F	210	810	1000	280	TT/TL	
11L-15	8	18	8LB	280	810	1070	420	TL	H209B F-2(M)
	12					1355	230		
14L-16.1	8	18	16.1 X W11C	355	985	1530	340		
	12					1940	340		
10.00-16	10	21	W8L	275	910	1325	310		
11.00-16	10	23	W10L	315	970	1485			



MINING TYRE



MINING TYRE >>



BROAD PEAK

LLANTAS INDUSTRIALES Y AGRICULTURA



H988 MINING TRUCK TIRE

For dump trucks on mining and logging service.
Deeper tread pattern for powerful traction and long mileage.

Size	PR	T.D. (mm)	S.R.	S.W. (mm)	O.D. (mm)	Max Loading (kg)		Pressure (kpa)	Load Index	Code
						Dual	Single			
12.00-20	20	32	8.5	315	1145	3450	4000	810/880	151/156	H988
11.00-20	18	30	8.0	293	1105	3150	3650	840/910	148/153	
10.00-20	18	30	7.5	278	1073	2900	3350	840/910	145/150	
9.00-20	16	25	7.0	259	1038	2500	2900	810/880	140/145	
8.25-20	16	20	6.5	240	992	2180	2460	840/910	135/139	
9.00-16	16	22	6.50H	255	902	1850	2120	730	129/134	
8.25-16	16	18	6.50H	235	867	1600	1800	730	124/128	
7.50-16	16	18	6.00G	215	816	1320	1500	730	118/122	
7.00-16	14	17	5.50F	200	785	1180	1320	730	114/118	
6.50-16	12	18	5.5	185	761	925	1060	630	105/110	
6.50-15	10	18	4.50E	180	742	825	950	530	101/106	
6.00-15	10	13	4.50H	170	717	730	825	530	97/101	
6.00-14	10	13	4.50J	170	691	710	800	530	96/100	
6.00-13	8	13	4.50B	170	666	580	650	420	89/93	

K2009 MINING KING TRUCK TIRE

Mining King adopt special formula design, deep tread pattern, big block. Has abrasion, cut-resistance, bomb-resistance, rockfall resistance, little resistance, and energy conservation performance, etc.. Specially for mining area, quarry, construction sites and other hard work condition zones.



Size	PR	T.D. (mm)	S.R.	S.W. (mm)	O.D. (mm)	Max Loading (kg)		Pressure (kpa)	Load Index	Code
						Dual	Single			
12.00-20	20	32	8.5	315	1145	3450	4000	810/880	151/156	K2009
11.00-20	18	30	8.0	293	1105	3150	3650	840/910	148/153	
8.25-16	16	22	6.50H	235	867	1600	1800	730	124/128	
7.50-16	16	22	6.00G	215	815	1320	1500	730	118/122	
7.00-16	14	21	5.50F	200	785	1180	1320	730	114/118	

MINING TYRE



BROAD PEAK

LLANTAS INDUSTRIALES Y AGRICULTURA

H2009

MINING KING & INDUSTRIAL TIRE

For dump trucks on mining and logging service with super cutting resistance.



Size	PR	T.D. (mm)	S.R.	S.W. (mm)	O.D. (mm)	Max Loading (kg)		Pressure (kpa)	Load Index	Code
						Dual	Single			
12.00-20	20	22	8.5	315	1145	3450	4000	810/800	151/156	H2009
11.00-20	18	22	8.0	293	1105	3150	3650	840/910	148/153	

H2011 (SQ1)

MINING STAR TRUCK TYRE

Deep directional design for excellent pulling power in forward and reverse direction.
Heat resistance and abrasion resistance tread.
Strong casing and higher load capacity



Size	PR	T.D. (mm)	S.R.	S.W. (mm)	O.D. (mm)	Max Loading (kg)		Pressure (kpa)		Type	Code
						@ 10km/h	@ 50km/h	@ 10km/h	@ 50km/h		
13.00-25	22	26	10.00/1.5	350	1350	8000	4250	825	550	TT	H2011 SQ-1
	28					8900	5010	950	740		
Size	PR	T.D. (mm)	S.R.	S.W. (mm)	O.D. (mm)	Max Loading (kg)		Pressure (kpa)	Type	Code	
						Dual	Single				
12.00-24	20	27	8.5	315	1250	4000	4500	810/880	TT	H2011 SQ-1	
12.00-20	20	26	8.5	315	1145	3450	4000	810/880			
11.00-20	18	25	8.0	295	1105	3150	3650	840/910			
10.00-20	18	25	7.5	282	1073	2900	3350	840/910			
9.00-20	16	21	7.0	268	1043	2500	2900	810/880			
8.25-16	16	18	6.50H	235	865	1600	1800	730			
7.50-16	16	18	6.00G	215	830	1320	1500	730			

- ☆
- ☆
- ☆
- ☆
- ☆

MINING TYRE



BROAD PEAK

LLANTAS INDUSTRIALES Y AGRICULTURA

H2012 H2018

MINING KING & INDUSTRIAL TIRE

Specially designed pattern with extra deep tread and compound for long mileage.
Widely reinforced tie bar with both center and shoulder part provides pattern strong property and durability.



H2012

H2018

Size	PR	T.D. (mm)	S.R.	S.W. (mm)	O.D. (mm)	Max Loading (kg)		Pressure (kpa)		Type	Code
						@ 10km/h	@ 50km/h	@ 10km/h	@ 50km/h		
10.00-20	18	30	7.5	278	1073	--	3350	--	910	TT	H2018
11.00-20	18	30	8.0	293	1105	--	3650	--	910		
14.00-20	20	26	10.0	375	1315	7500	4375	700	525		
	28					9000	5135	800	700		
14.00-24	28	32	10.0	375	1420	10000	5600	925	650	TT	H2012 H2018
	36					11000	6640	1050	740		
	40					11500	6900	1100	840		
14.00-25	28	32	10.0	375	1420	10000	5600	925	650	TT	H2012 H2018
	36					11000	6640	1050	740		
	40					11500	6900	1100	840		

TS1000

TIMBER STAR FORESTRY TYRE

For dump trucks on forestry logging service.
Deeper tread pattern for powerful traction and longer lifespan



Size	PR	T.D. (mm)	S.R.	S.W. (mm)	O.D. (mm)	Max Loading (kg)		Pressure (kpa)	Speed Index	Load Index	Code
						Dual	Single				
12.00-24	20	39	8.5	315	1275	4000	4500	810/880	B	156/160	TS1000

ROCK-X

SUPER OTR AND DUMP TRUCK TYRE

Strong casing.
Superior in heavy duty & puncture resistant.
Excellent resistance to damage in harsh conditions.



Size	PR	T.D. (mm)	S.R.	S.W. (mm)	O.D. (mm)	Max Loading (kg)		Pressure (kpa)	Speed Index	Load Index	Code
						Dual	Single				
12.00-24	20	26	8.5	315	1250	4000	4500	810/880	B	156/160	ROCK-X



TRUCK TYRE



TRUCK TYRE >>



BROAD PEAK
LLANTAS INDUSTRIALES Y AGRICULTURA



H139 SUPER RIB INDIAN PATTERN TIRE

Super heavy duty with special compound and strong carcass structure. Provides long mileage, powerful traction and great resistance to cut and chip.

Size	PR	T.D. (mm)	S.R.	S.W. (mm)	O.D. (mm)	Max Loading (kg)		Pressure (kpa)		Code
						Dual	Single	Dual	Single	
★ 11.00-20	18	18.5	8.0	293	1105	3150	3650	840	910	H139
10.00-20	18	18	7.5	285	1085	2900	3350	840	910	
9.00-20	16	18	7.0	265	1045	2500	2900	810	880	
8.25-20	16	16	6.5	235	980	2180	2430	840	910	
7.50-16	16	15	6.00G	215	823	1320	1500	730	730	
7.00-16	14	13	5.50F	200	785	1189	1320	730	730	

H225 MIX LUG INDIAN PATTERN TIRE

Super heavy duty with special compound. Strong extra deep tread ensure powerful traction and give economic efficiency.



Size	PR	T.D. (mm)	S.R.	S.W. (mm)	O.D. (mm)	Max Loading (kg)		Pressure (kpa)		Code
						Dual	Single	Dual	Single	
★ 11.00-20	18	22.5	8.0	293	1105	3150	3650	840	910	H225
10.00-20	18	22.5	7.5	283	1080	2900	3350	840	910	
9.00-20	16	22	7.0	268	1045	2500	2900	810	880	
7.50-16	16	18	6.00G	215	825	1320	1500	730	730	
7.00-16	14	5.5	5.50F	202	785	1180	1320	730	730	





H322 MIX RIB (S-LUG) INDIAN PATTERN TIRE

Long mileage special with special tread compound and carcass structure. Ensure long mileage with low heat generation and long lasting hard tread.



Size	PR	T.D. (mm)	S.R.	S.W. (mm)	O.D. (mm)	Max Loading (kg)		Pressure (kpa)		Code
						Dual	Single	Dual	Single	
12.00-24	20	22.5	8.5	315	1245	4000	4500	810	880	H322
★ 11.00-20	18	22.5	8.0	293	1105	3150	3650	840	910	
10.00-20	18	22.5	7.5	283	1080	2900	3350	840	910	
8.25-20	16	20	6.5	236	992	2180	2430	840	910	
8.25-16	16	19	6.50H	235	867	1600	1800	730	730	
7.50-16	16	18	6.00G	215	825	1320	1500	730	730	

K2018 SUPER LUG INDIAN PATTERN TIRE

Pattern type with wide groove. provides outstanding driving comfort on both unpaved roads and muddy roads.



Size	PR	T.D. (mm)	S.R.	S.W. (mm)	O.D. (mm)	Max Loading (kg)		Pressure (kpa)		Code
						Dual	Single	Dual	Single	
★ 11.00-20	18	22.5	8.0	293	1105	3150	3650	840	910	K2018
10.00-20	18	22.5	7.5	283	1080	290	3350	840	910	
7.50-16	16	22	6.00G	215	816	1320	1500	730	730	
7.00-16	14	21	5.50F	200	785	1180	1320	730	730	
6.50-16	12	18	5.50F	185	761	925	1060	630	630	
6.00-15	10	17.5	4.50E	170	717	825	730	530	630	
6.00-14	10	17	4.50J	170	691	710	800	530	530	
6.00-13	8	15	4.50B	170	666	580	650	420	420	



H881 STD TRAILER TIRE

Strong manipulation. Tread design provides great traction, good handing stability and low resistance.



Size	PR	T.D. (mm)	S.R.	S.W. (mm)	O.D. (mm)	Loading (lbs)	Pressure (psi)	Type	Code
★ ST175/80D13	6	6	5.0	177	610	1360	50	TL	H881 STD
★ ST185/80D13	6	6	5.0	184	626	1480	50		
★ ST185/80D13	8	6	5.0	184	626	1730	65		
★ ST205/75D14	6	6	5.5	203	664	1760	50		
★ ST215/75D14	6	6	5.5	210	678	1870	50		
★ ST205/75D15	6	6	5.5	200	689	1820	50		
★ ST225/75D15	8	6	6.0	210	719	2540	65		

H889-1 M/H MOBILE HOME TIRE

Using the latest super wear-resistant formula. Good puncture-resistance. High lateral skid prevention capability and longer life.



Size	PR	T.D. (mm)	S.R.	S.W. (mm)	O.D. (mm)	Loading (lbs)	Pressure (psi)	Type	Code
8-14.5	14	6.5	6.0	196	672	3100	115	TL	H889-1 M/H
8-14.5				203	708				
★ 215/60D14.5	14	7	6.0	203	618	3100	110		
★ 235/60D14.5	14	9	7.0	224	673	3500	110		

TRUCK TYRE >>



BROAD PEAK

LLANTAS INDUSTRIALES Y AGRICULTURA

H889-2 USA MARKET TRAILER TIRE

Using the latest super wear-resistant formula.
Excellent anti-irregular wear performance and high mileage.



Size	PR	T.D. (mm)	S.R.	S.W. (mm)	O.D. (mm)	Loading (lbs)	Pressure (psi)	Type	Code
7.50-16	10	6.5	6.00G	215	805	2755	75	TL	H889-2
	12					3085	90		
7.00-15	8	6.5	5.50F	200	750	1985	60		
	10					2270	75		
ST225/90D16	10	6.5	6.00G	215	805	2755	75		
	12					3085	90		
ST205/90D15	8	6.5	5.50F	200	750	1985	60		
	10					2270	75		

H889/H889*

TRAILER TIRE FOR PORT

Using the latest super wear-resistant formula.
Excellent anti-irregular wear performance and high mileage.



H889



H889*

Size	PR	T.D. (mm)	S.R.	S.W. (mm)	O.D. (mm)	Loading (lbs)	Pressure (psi)	Type	Code
10.00-20	14	10.5	7.5	278	1055	6170	100	TT	H889
	16					6610	115		
11-22.5	14	10.5	8.25	279	1054	6170	100	TL	H889*
	16					6610	115		

TRUCK TYRE >>



BROAD PEAK

LLANTAS INDUSTRIALES Y AGRICULTURA

BI 1000 SUPER RIB LIGHT TRUCK TIRE

Suits for driving on highway and generally paved road.
The unique pattern design and formula design, high quality raw material support.



Size	PR	T.D. (mm)	S.R.	S.W. (mm)	O.D. (mm)	Max Loading (kg)		Pressure (kpa)		Speed Index	Load Index	Code
						Dual	Single	Dual	Single			
7.50-17	10	12	5.00F	212	868	1260	1440	550	620	L	116/121	BI1000
7.50-16	10	10.5	6.00G	210	805	1120	1250	530	530	K	112/116	
7.00-15	10	9.5	5.50F	200	750	925	1030	530	530	K	105/109	

H889 RIB TRUCK TIRE

Developed for trucks and buses. Features heat resistant tread.
Required to travel continuously at high speeds on highways.



Size	PR	T.D. (mm)	S.R.	S.W. (mm)	O.D. (mm)	Max Loading (kg)		Pressure (kpa)		Load Index	Code
						Dual	Single	Dual	Single		
11.00-20	18	16	8.0	293	1085	3150	3650	840	910	148/153	H889 RIB
10.00-20	18	14	7.5	278	1055	2900	3350	810	880	145/150	
9.00-20	16	14	7.5	259	1018	2500	2900			140/145	
9.00-16	16	16	6.50H	255	890	1720	1955	730		129/134	
8.25-16	16	14	6.50H	235	855	1600	1800			124/128	
7.50-16	14	12	6.00G	215	805	1320	1500			118/122	
7.00-16	14	11	5.50F	200	775	1180	1320	630		114/118	
6.50-16	12	10	5.50F	185	750	925	1060			105/110	
7.00-15	12	11	5.50F	200	750	1030	1150	530		109/113	
6.50-15	10	10	4.50E	180	730	825	950			101/106	
6.50-14	10	10	4.50J	180	705	800	900			100/104	
6.00-15	10	11.5	4.50E	170	705	730	825			97/101	
6.00-14	10	11.5	4.50J	170	680	710	800			96/100	
6.00-13	8	11.5	4.50J	170	655	580	650	420		89/93	

TRUCK TYRE



BROAD PEAK

LLANTAS INDUSTRIALES Y AGRICULTURA

H999 LUG TRUCK TIRE

The most popular lug tread design for all types of vehicles on both paved and unpaved roads.



Size	PR	T.D. (mm)	S.R.	S.W. (mm)	O.D. (mm)	Max Loading (kg)		Pressure (kpa)		Load Index	Code
						Dual	Single	Dual	Single		
12.00-20	20	18	8.5	315	1125	3450	4000	810	880	151/156	H999 LUG
11.00-20	18	16	8.0	293	1085	3150	3650	840	910	148/153	
10.00-20	18	15	7.5	278	1055	2900	3350	810	880	145/150	
9.00-20	16	15	7.5	259	1018	2255	2575			140/145	
8.25-20	16	14	6.5	235	974	2180	2460	840	910	135/139	
7.50-20	14	14	6.0	215	935	1655	1885	740	810	126/130	
7.00-20	14	12	5.5	200	904	1550	1750	770	840	123/127	
9.00-16	16	16	6.50H	255	890	1850	2120	730		129/134	
8.25-16	16	14	6.50H	235	855	1600	1800		124/128		
7.50-16	14	11	6.00G	215	805	1320	1500		118/122		
7.00-16	14	11	5.50F	200	775	1180	1320			114/118	
6.50-16	12	10	5.50F	185	750	925	1060	630		105/110	
7.00-15	12	11	5.50F	200	750	1030	1150		109/113		
6.50-15	10	10	4.50E	180	730	825	950			101/106	
6.00-15	10	11.5	4.50E	170	705	730	825	530		97/101	
6.00-14	10	11.5	4.50J	170	680	710	800		96/100		
6.00-13	8	11.5	4.50J	170	655	580	650	420		89/93	

H101 LIGHT TRUCK & JEEPNEY TIRE

Longer lifespan with wear-resistance compound.



Size	PR	T.D. (mm)	S.R.	S.W. (mm)	O.D. (mm)	Max Loading (kg)		Pressure (kpa)		Load Index	Code
						Dual	Single	Dual	Single		
7.50-15	14	11	6.00G	215	780	1285	1450	730	730	117/121	H101 RIB

TRUCK TYRE



BROAD PEAK

LLANTAS INDUSTRIALES Y AGRICULTURA

H318 MUD & RAINFOREST TRUCK/TRAILER TIRE

Wide lug & thick tread
For truck or trailer use in mud & rainforest areas.




Size	PR	T.D. (mm)	S.R.	S.W. (mm)	O.D. (mm)	Max Loading (kg)		Pressure (kpa)		Load Index	Code
						Dual	Single	Dual	Single		
7.50-16	16	18	6.00G	215	820	1320	1500	730	730	118/122	H318

L210/L306

BOTH ROAD & FIELD USE

For AG trailer, AG truck & AG tractor use



L210

L306

Size	PR	T.D. (mm)	S.R.	S.W. (mm)	O.D. (mm)	Loading (kg)	Pressure (kpa)	Type	Code
7.50-16	10	14	6.00G	215	805	1250	530	TT	L210
7.50-16	10	14	6.00G	215	805	1250	530	TT	L306