

MIRAGE

Shandong Changfeng Tyres Co.,Ltd.

MIRAGE



Tire Direct
La nueva generación

PCR, SUV & LTR
Tire Catalogue



TIRE DIRECT



/TIRE_DIRECT



/TIREDIRECTMX



TIRE DIRECT



We export to more than 120 countries in the world

Version 2022




Qualifications:



IATF16949




ISO9001



DOT




ECE



INMETRO



GCC



BIS











SNI



SONCAP

TABLE OF CONTENTS

PCR		
	MR-182.....	P1
	MR-162.....	P3
SUV		
	MR-HP172.....	P5
	MR-HT172.....	P6
	MR-AT172.....	P7
	MR-MT172.....	P8
LIGHT TRUCK		
	MR100.....	P9
	MR200.....	P10

MIRAGE TIRES

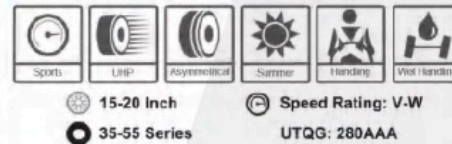
ULTRA HIGH PERFORMANCE &
ASYMMETRICAL PATTERN DESIGN



MR-182

Series	Size	Load Index	Speed Rating	UTQG
35	245/35R19	93XL	W	280AAA
	255/35R20	97XL	W	280AAA
	205/40R17	84XL	W	280AAA
40	215/40R17	87XL	W	280AAA
	225/40R18	92XL	W	280AAA
	235/40R18	95XL	W	280AAA
	245/40R18	97XL	W	280AAA
	195/45R16	84XL	V	280AAA
	205/45R16	87XL	W	280AAA
45	205/45R17	88XL	W	280AAA
	215/45R17	91XL	W	280AAA
	225/45R17	94XL	W	280AAA
	235/45R17	97XL	W	280AAA
	245/45R17	99XL	W	280AAA
	225/45R18	95XL	W	280AAA
	235/45R18	98XL	W	280AAA
	245/45R18	100XL	W	280AAA
	195/50R15	86XL	V	280AAA
	195/50R16	88XL	V	280AAA
50	225/50R16	92	V	280AAA
	205/50R17	93XL	W	280AAA
	215/50R17	95XL	W	280AAA
	225/50R17	98XL	W	280AAA
	235/50R18	101XL	W	280AAA
	195/55R15	85	V	280AAA
55	185/55R16	83	V	280AAA
	195/55R16	91XL	V	280AAA
	205/55R16	94XL	W	280AAA
	215/55R16	97XL	V	280AAA
	215/55R16	97XL	W	280AAA
	215/55R16	97XL	W	280AAA
	225/55R16	99XL	V	280AAA

Series	Size	Load Index	Speed Rating	UTQG
55	205/55R17	95XL	W	280AAA
	215/55R17	98XL	W	280AAA
	225/55R17	101XL	W	280AAA
	235/55R17	103XL	W	280AAA



Features

Four wide circumferential grooves, lateral grooves with fine sipes and continuous block patterns on shoulder

Variable pitch tread design

Joint-less nylon band

Silica tread compound

Rim protector

Benefits

Provide efficient water evacuation, outstanding wet performance and enhanced stability at high speed cornering

Superior comfort and quiet ride

Improve tread stiffness and uniformity and deliver high speed stability

Provide better performance on wet surface and reduce rolling resistance

Protect wheels from curb damage



Stability

Continuous block patterns on shoulder reduce pattern deformation during driving with prompt response and enhanced stability at high speed cornering



Water Evacuation

Four wide circumferential grooves deliver efficient water evacuation and prevent aquaplaning



Lateral grooves with fine sipes provide outstanding wet performance



Jointless bead wire and high density nylon improve high speed stability & maximize steering response

Improve HIGH SPEED STABILITY

Multi-inner radius improves driving control while assuring performance at high speed

Improve CONTROL



Special rim protector

Protects wheels from curb damage

MIRAGE TIRES

PROVIDE A QUITE COMFORTABLE
AND SAFE RIDE

MR-162



12-16 Inch Speed Rating: T-V
50-80 Series UTQG: 400AA

Series	Size	Load Index	Speed Rating	UTQG	
50	195/50R15	82	V	400AA	
	205/50R16	87	V	400AA	
	225/50R16	92	V	400AA	
55	185/55R15	82	V	400AA	
	195/55R15	85	V	400AA	
	205/55R16	91	V	400AA	
60	215/55R16	97XL	V	400AA	
	175/60R13	77	H	400AA	
	185/60R13	80	H	400AA	
	165/60R14	75	H	400AA	
	175/60R14	79	H	400AA	
	185/60R14	82	H	400AA	
	195/60R14	86	H	400AA	
	175/60R15	81	H	400AA	
	185/60R15	84	H	400AA	
	195/60R15	88	V	400AA	
65	205/60R15	91	V	400AA	
	195/60R16	89	H	400AA	
	205/60R16	92	V	400AA	
	215/60R16	95	V	400AA	
	70	225/60R16	98	H	400AA
		225/60R16	102XL	V	400AA
		155/65R13	73	T	400AA
		165/65R13	77	T	400AA
		155/65R14	75	T	400AA
		165/65R14	79	T	400AA
175/65R14		82	T	400AA	
175/65R14		82	H	400AA	
185/65R14		86	H	400AA	
175/65R15		84	H	400AA	
75	185/65R15	88	H	400AA	
	195/65R15	95XL	H	400AA	
	195/65R15	91	V	400AA	
	205/65R15	94	V	400AA	
	215/65R15	96	H	400AA	
	205/65R16	95	H	400AA	
	215/65R16	98	H	400AA	
	215/65R16	102XL	H	400AA	
	145/70R12	69	T	400AA	
	155/70R12	73	T	400AA	

Series	Size	Load Index	Speed Rating	UTQG
60	225/60R16	98	H	400AA
	225/60R16	102XL	V	400AA
	155/65R13	73	T	400AA
65	165/65R13	77	T	400AA
	155/65R14	75	T	400AA
	165/65R14	79	T	400AA
	175/65R14	82	T	400AA
	175/65R14	82	H	400AA
	185/65R14	86	H	400AA
	175/65R15	84	H	400AA
	185/65R15	88	H	400AA
	195/65R15	95XL	H	400AA
	195/65R15	91	V	400AA
70	205/65R15	94	V	400AA
	215/65R15	96	H	400AA
	205/65R16	95	H	400AA
	215/65R16	98	H	400AA
	215/65R16	102XL	H	400AA
	145/70R12	69	T	400AA
	155/70R12	73	T	400AA

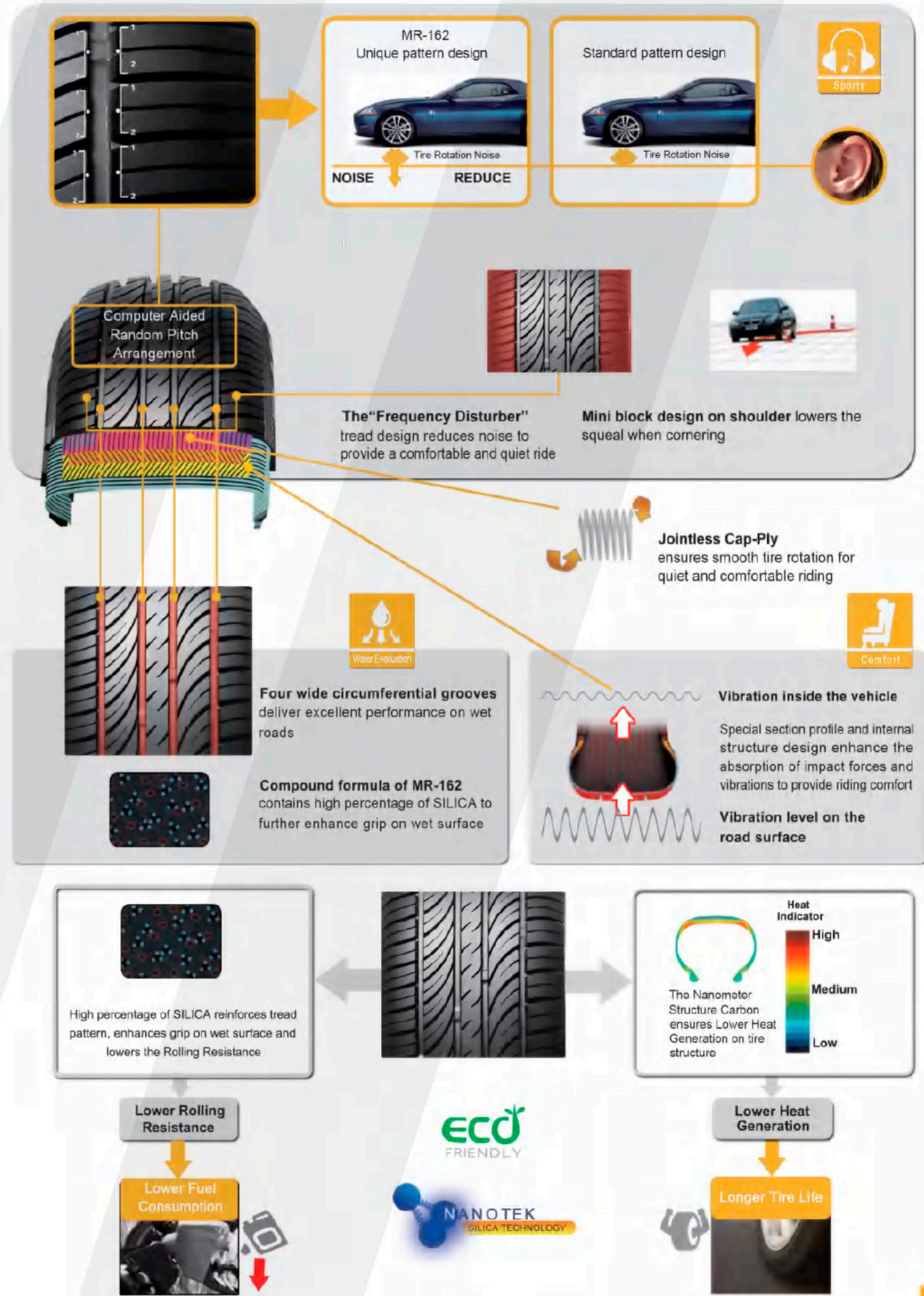
Series	Size	Load Index	Speed Rating	UTQG
65	165/70R12	77	T	400AA
	145/70R13	71	T	400AA
	155/70R13	75	T	400AA
	165/70R13	79	T	400AA
	175/70R13	82	T	400AA
70	185/70R13	86	H	400AA
	165/70R14	81	T	400AA
	175/70R14	84	T	400AA
	185/70R14	88	H	400AA
	195/70R14	91	H	400AA
75	205/70R14	95	H	400AA
	205/70R15	96	H	400AA
	215/70R15	98	H	400AA
	145/80R12	74	T	400AA
	145/80R13	75	T	400AA
80	155/80R13	79	T	400AA
	165/80R14	85	T	400AA

Features

- Enhanced compound
- Four wide circumferential tread grooves
- Streamlined pattern design
- Optimized variable pitch tread design

Benefits

- ▶ Excellent grip on wet and dry road conditions
- ▶ Deliver excellent performance on wet roads
- ▶ Provide excellent water evacuation and beautiful appearance
- ▶ Superior comfort and quiet ride



MR-166

PERFORMANCE STANDARD
TOURING TIRE SPECIFICALLY
DESIGNED FOR EVERYDAY DRIVING



Features

- Symmetrical 4-Wider longitudinal grooves
- Integral lateral grooves and high-density sipes
- Variable-pitch arrangement and optimised tread pattern block
- Special Silica tread compound

Benefits

- Provides Excellent water channeling and anti-hydroplaning
- Improve wet grip, ensured safety from braking performance on wet roads
- Reduced noise emission, provide a smooth and comfortable ride
- Excellent grip on wet and dry surfaces, reduce rolling resistance

Series	Size	Load Index	Speed Rating	UTQG
55	195/55R15	85	V	400AA
	205/55R16	91	V	400AA
60	185/60R15	84	H	400AA
	195/60R15	88	H	400AA
65	175/65R14	82	H	400AA
	185/65R15	88	H	400AA
	195/65R15	91	H	400AA
70	175/70R13	82	H	400AA



MIRAGE TIRES

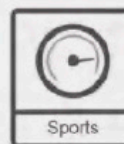


ULTRA HIGH PERFORMANCE
FOR LUXURY CROSSOVERS AND SUV



MR-HP172

Series	Size	Load Index	Speed Rating	UTQG
35	285/35R22	106XL	V	280AAA
	275/40R20	106XL	W	280AAA
40	295/40R21	111XL	W	280AAA
	305/40R22	114XL	W	280AAA
	225/45R19	96XL	W	280AAA
45	235/45R19	99XL	W	280AAA
	285/45R19	111XL	W	280AAA
	245/45R20	99	Y	280AAA
	255/45R20	105XL	V	280AAA
	275/45R20	110VL	V	280AAA
50	255/50R19	107XL	V	280AAA
	255/50R20	109XL	V	280AAA
	265/50R20	111XL	V	280AAA
55	215/55R18	99XL	V	280AAA
	225/55R18	98	V	280AAA
	235/55R18	100	V	280AAA
	255/55R18	109XL	W	280AAA
	225/55R19	99	V	280AAA
	235/55R19	105XL	V	280AAA
	245/55R19	103	V	280AAA
60	255/55R19	111XL	V	280AAA
	275/55R20	117XL	V	280AAA
	215/60R17	96	H	280AAA
	225/60R18	100	V	280AAA
65	235/60R18	107XL	V	280AAA
	245/60R18	105	V	280AAA
	255/60R18	112XL	V	280AAA
215/65R17	112XL	V	280AAA	



17-22 Inch
35-65 Series



Speed Rating: H-Y
UTQG: 280AAA

Features

Asymmetric tread pattern

Utilizes two distinct tread patterns that enable optimal dry traction combined with all-season capability

Wide circumferential grooves

Effectively evacuate water and significantly enhance slipping resistance for outstanding wet handling

A straight rib block

Applied to the outside of the tire's contact patch helps to prevent decrease road noise and increase cornering grip

Silica enriched compound

Provide superior traction and grip in wet and dry condition, reduce rolling resistance

Benefits

MIRAGE TIRES



DELIVER GRIP AND LONG TREAD WEAR
FOR ALL-SEASON HIGHWAY DRIVING



MR-HT172

Series	Size	Ply Rating	Load Index	Speed Rating	UTQG
SUV	285/50R20		116XL	H	440AA
	235/60R16		100	H	440AA
	225/60R17		99	H	440AA
	215/65R16		98	H	440AA
	225/65R17		102	H	440AA
	235/65R17		108XL	H	440AA
	245/65R17		111XL	H	440AA
	265/65R17		112	H	440AA
	215/70R16		100	H	440AA
	225/70R16		103	H	440AA
	235/70R16		106	H	440AA
	245/70R16		111XL	H	440AA
	255/70R16		111	T	440AA
	265/70R16		112	H	440AA
	275/70R16		114	H	440AA
	245/70R17		110	T	440AA
	265/70R17		115	T	440AA
	235/75R15		109XL	H	440AA
	31x10.5R15LT	6PR	109XL	H	
	LT265/70R17	10PR	121/118	H	
LT235/75R15	6PR	104/101	R		
LT225/75R16	10PR	115/112	S		
LT245/75R16	10PR	120/116	S		
LT265/75R16	10PR	123/120	R		
LT245/75R17	10PR	121/118	S		
LT215/85R16	10PR	115/112	R		
LT235/85R16	10PR	120/116	R		



15-20 Inch
60-85 Series



Speed Rating: R-H
UTQG: 440AA

Features

Four circumferential grooves and open shoulder slots

Prevent aquaplaning with enhanced wet grip performance

High-density sipes with silica compound

Deliver a smooth ride, lower noise and improve traction on dry and wet roads

Variable pitch pattern and optimized footprint design

Superior comfort and quiet ride

Solid center ribs

Provide steering stability and deliver a comfortable ride

Joint-less nylon band

Improve tread stiffness and uniformity and deliver high speed stability

MIRAGE TIRES



ALL-TERRAIN 4x4 SUV TIRE OUTSTANDING
ON AND OFF-ROAD PERFORMANCE

MR-AT172

Series	Size	Ply Rating	Load Index	Speed Rating	UTQG
	31x10.50R15LT	6PR	109	R	
	LT265/70R15	6PR	109/105	S	
	LT265/70R17	10PR	121/118	S	
	LT285/70R17	8PR	121/118	R	
	LT235/75R15	6PR	104/101	R	
	LT225/75R16	10PR	115/112	S	
	LT245/75R16	10PR	120/116	S	
	LT265/75R16	10PR	123/120	R	
	LT285/75R16	10PR	126/123	R	
	LT245/75R17	10PR	121/118	S	
	LT215/85R16	10PR	115/112	R	
	LT235/85R16	10PR	120/116	R	
SUV	245/65R17		107	T	460AB
	265/65R17		112	T	460AB
	235/70R16		106	T	460AB
	245/70R16		107	T	460AB
	255/70R16		111	T	460AB
	265/70R16		112	T	460AB
	245/70R17		110	T	460AB
	265/70R17		115	T	460AB
	P285/70R17		117	T	460AB
	215/75R15		100	S	460AB
	235/75R15		109	S	460AB
	245/75R16		111	S	460AB
	265/75R16		116	S	460AB



15-17 Inch
65-85 Series

Speed Rating: R-T
UTQG: 460AB

Features

- Special tread compound and wide footprint ➤ Enhance tread life and deliver excellent braking on wet and dry roads
- Block tread design with multiple-sipes ➤ Provide outstanding off-road traction
- Open shoulder grooves ➤ Prevent aquaplaning with enhanced wet grip performance
- Joint-less nylon band ➤ Improve tread stiffness and uniformity and deliver high speed stability
- Strong structure design ➤ Provide reliability and durability

Benefits

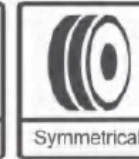
MIRAGE TIRES



OUTSTANDING PERFORMANCE IN
EXTREME DRIVING CONDITION

MR-MT172

Series	Size	Ply Rating	Load Index	Speed Rating
	31x10.50R15LT	6PR	109	Q
	33x12.50R15LT	6PR	108	Q
	33x12.50R20LT	10PR	114	Q
	35x12.50R20LT	10PR	121	Q
SUV	LT265/70R17	10PR	121/118	Q
	LT235/75R15	6PR	104/101	Q
	LT245/75R16	10PR	120/116	Q
	LT265/75R16	10PR	123/120	Q



15-20 Inch
70-75 Series

Speed Rating: Q

Features

- Aggressive pattern design ➤ Outstanding traction in all conditions
- High void ratio and open shoulder design ➤ Excellent resistance to aquaplaning and self-cleaning performance
- Special casing profile and solid shoulder pattern ➤ Enhanced traction and cornering performance
- Reinforced casing construction ➤ Superior overall resistance to damage

Benefits


MIRAGE TIRES

HIGH DURABILITY ENHANCED
TRACTION COMFORTABLE RIDE



MR100

Series	Size	Ply Rating	Load Index	Speed Rating
LT	155R12C	8PR	88/86	Q
	185R14C	8PR	102/100	R
	195R14C	8PR	106/104	R
	185R15C	8PR	103/102	R
	195R15C	8PR	106/104	R



12-15 Inch Speed Rating: Q-R

Features

Reinforced structure composed of two steel belts and full nylon protector

Zigzag vertical groove with continuous sipes

Special abrasion-resistant tread compound

Solid shoulder design with wide grooves and continuous sipes

Benefits

➤ Deliver extra puncture resistance and robust load bearing capacity

➤ Provide excellent wet and dry grip

➤ Provide enhanced mileage with reduced heat

➤ Provide responsive handling, even wear and excellent water evacuation

MIRAGE TIRES

LIGHT TRUCK TIRE WITH
ENHANCED DURABILITY & MILEAGE



MR200

Series	Size	Ply Rating	Load Index	Speed Rating
LT	145R12LT	8PR	86/84	Q
	155R13C	8PR	90/88	Q
	165R13C	8PR	94/92	R
	175R13C	8PR	97/95	R
	175R14C	8PR	99/98	R
	175/65R14C	6PR	90/88	T
	205/65R15C	6PR	102/100	T
	195/65R16C	8PR	104/102	T
	205/65R16C	8PR	107/105	T
	215/65R16C	8PR	109/107	T
	225/65R16C	8PR	112/110	T
	235/65R16C	8PR	115/113	T
	165/70R13LT	6PR	88/86	S
	165/70R14C	6PR	89/87	R
	175/70R14LT	6PR	95/93	S
	195/70R15C	8PR	104/102	R
	205/70R15C	8PR	106/104	R
	215/70R15C	8PR	109/107	R
	225/70R15C	8PR	112/110	R
	185/75R16C	8PR	104/102	R
195/75R16C	8PR	107/105	R	
215/75R16C	10PR	116/114	R	



12-16 Inch Speed Rating: Q-T

Features

Reinforced structure composed of two steel belts and full nylon protector

Zigzag vertical groove and open horizontal groove arrangement with sipes

Special abrasion-resistant tread compound

Variable pitch pattern

Benefits

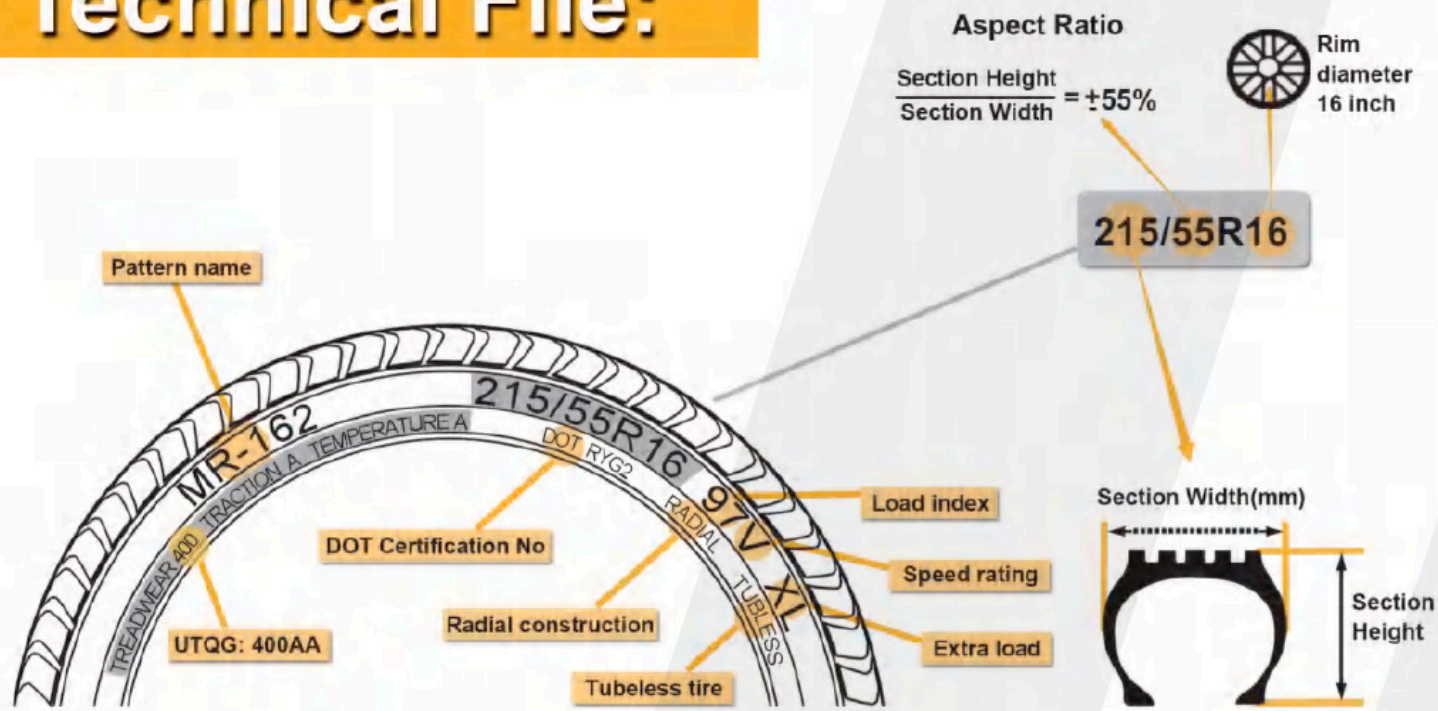
➤ Deliver extra puncture resistance and robust load bearing capacity

➤ Provide excellent wet and dry grip

➤ Provide enhanced mileage with reduced heat

➤ Superior comfort and quiet ride

Technical File:



Speed Symbols

SI	KM/H
B	50
C	60
D	65
E	70
F	80
G	90
J	100
K	110
L	120
M	130
N	140
P	150
Q	160
R	170
S	180
T	190
U	200
H	210
V	240
W	270
Y	300
Z	Above 240

Load Capacity Index

LI	KG	LI	KG	LI	KG	LI	KG
50	190	70	335	90	600	110	1060
51	195	71	345	91	615	111	1090
52	200	72	355	92	630	112	1120
53	206	73	365	93	650	113	1150
54	212	74	375	94	670	114	1180
55	218	75	387	95	690	115	1215
56	224	76	400	96	710	116	1250
57	230	77	412	97	730	117	1285
58	236	78	425	98	750	118	1320
59	243	79	437	99	775	119	1360
60	250	80	450	100	800	120	1400
61	257	81	462	101	825	121	1450
62	265	82	475	102	850	122	1500
63	272	83	487	103	875	123	1550
64	280	84	500	104	900	124	1600
65	290	85	515	105	925	125	1650
66	300	86	530	106	950	126	1700
67	307	87	545	107	975	127	1750
68	315	88	560	108	1000	128	1800
69	325	89	580	109	1030	129	1850
						130	1900

Tire Usage Tips:

1. Tire Tread Depth:

Change tires before the tread depth is worn to 1.6mm. Make sure to regularly check the tread depth of tires and replace them when they are worn. This will guarantee maximum traction and grip, helping avoid risk of aquaplaning and it will also affect the braking distance etc..

2. Tire Balancing:

Tires should be balanced when they are mounted on wheels for the first time or when they are remounted after repair. Tire balance should be checked at the first sign of a vibration or shimmy. Unbalanced tires cause vibration, which can lead to driver fatigue, irregular and premature wear, as well as unnecessary wear to the vehicle's suspension.

3. Tire Pressure:

Check the pressure of tire, including the spare, monthly and before any long journey, preferably when tires are cold. If they are hot, it is advisable to add 4-5 psi to the pressure recommended by the vehicle manufacturer. Correct tire pressure reduces the risk of losing control of your vehicle. It also protects your tires from premature wear and irreversible damage to the internal construction. Tire pressure can drop due to small perforations, the natural escape of air through the tire's components or even from a decrease in ambient temperatures. So it is important to check it once a month.

4. Wheel Alignment:

ENSURE SAFETY WITH CORRECTLY ALIGNED WHEELS AND AXLES

A vehicle is properly aligned when all suspension and steering components are sound and when the tire and wheel assemblies are running straight and true. If you notice uneven tread wear, this could be due to a misalignment and must be serviced by a professional. It's important to ensure correct alignment to get the best road handling, protect your tires from irregular and / or rapid wear and save fuel.

5. Rear Tire:

For optimum efficiency, regularly check the pressure and condition of your tire, especially during tire rotation as many vehicles specify different pressure on the front and rear axle.

FOR COMPLETE CONTROL, FIT YOUR NEW TIRE TO THE REAR AXLE.

Rear wheels are not connected to your steering wheel, which makes it extremely difficult to judge their grip while driving. So for your safety, always fit new, or the least worn tire to the rear wheel positions to ensure:

Better control in emergency braking or tight corners.

Less risk of losing control of your vehicle, especially on wet surfaces.

Better road holding, particularly in difficult situations, whether your car is front or rear wheel drive.

6. Tire Repair:

Tire repairs should be carried out by a trained tire professional. Proper repair procedure will include dismounting the tire from the wheel for a thorough inspection to check for damage, and the use of a patch and plug to repair any punctures that fall within the limits and guidelines for repair.

7. Tire Rotation:

While many people are capable of rotating their own tires, it is quick, easy and secure to let a professional do it for you. Your vehicle's owner manual will specify the proper rotation pattern and schedule for your vehicle. If a specific schedule is not indicated, it is a good rule of thumb to rotate your tires every 8,000 to 10,000 kilometers.

