

saferich

SAFERICH TIRE CATALOGUE

Tire Direct 
La nueva generación



TIRE DIRECT



/TIRE_DIRECT



/TIREDIRECTMX



TIRE DIRECT

TD 



PROFESSIONAL

● UF&DB Testing machine from Japan Kokusai | ● Advanced hydraulic curing machine from Korea




● Automatic tiered warehouse facility curing moulds | ● Extruder line From Germany Troester



● Advanced double calender line from Italy



● The most advanced building machines from Holland VMI





● Cutting machine from Germany Fischer



CERTIFICATE

8+ INTERNATIONAL CERTIFICATES
23 PRODUCT SERIES
1100 SIZES



PRODUCT CLASSIFICATION



EXTRA FRC88



X-ARROW



MUD HUNTER



FRC16



FRC866 RFT



FRC96



FRC868 SRT



FRC86



FRC17



FRC66



CROSS MAX



FRC26



ECOPLUS

COMFORT

ECONOMY

HIGH-END

SPORT

FRC16 HP



Excellent wet and grip performance, the four longitudinal grooves makes outstanding drainage performance and effectively prevent tires from slipping sideways in rainy days. The central straight rib and the lateral fine grooves make the tire more stable when driving at highway, which make excellent acceleration and braking.

Balanced wear and excellent control horizontal grooves adopts a trimming design, which can prevent the edge of the tire block from warping when driving at highway, effectively avoiding early abnormal wear of the tire block, and prolonging the life of the tire. The tire shoulder adopts a continuous design, which increases the contact area of the tire when turning, greatly improves the handling of the tire, and makes driving safer and more stable.

A large number of sipes pattern are arranged on the main rib makes the tyre safer, more comfortable, which also endows the tread with reasonable rigidity, greatly improves the safety performance of driving in rainy days, and is more fuel-efficient and quiet. The traditional wear-resistant formula is optimized. It is more suitable for some relatively harsh road surfaces, and the long mileage guarantees the life of the tires, which is more economical and environmentally friendly.

Comfort

Handling

Silence

Braking

High speed

M+S	RIM SIZE	SECTION WIDTH	SPEED RATING
	13-16	155-225	S/T/H/V/W

Size	Load Index	Speed Rating	Enhanced	Size	Load Index	Speed Rating	Enhanced
155/65R13	73	T	-	195/65R14	89	H	-
155/65R14	75	H	-	195/65R15	91	H/V	-
155/70R13	75	T	-	195/70R14	91	H	-
155/80R13	79	T	-	195/70R14	95	H	XL
165/60R14	75	T/H	-	195/70R15	97	S	XL
165/65R13	77	T	-	195/75R14	92	H	-
165/65R14	79	H	-	205/50R15	86	V	-
165/65R15	81	H	-	205/50ZR16	87	W	-
165/70R13	79	H	-	205/55R16	91	V	-
165/80R13	83	T	-	205/55ZR16	91	W	-
175/55R15	77	H	-	205/55ZR16	94	W	XL
175/60R13	77	H	-	205/60R14	88	H	-
175/60R15	81	H	-	205/60R15	91	H/V	-
175/65R15	84	H	-	205/60R16	92	H/V	-
175/70R13	82	H	-	205/65R15	94	H/V	-
175/70R14	84	T/H	-	205/65R16	95	V	-
185/55R15	82	V	-	205/70R14	98	T	XL
185/55R16	83	V	-	205/70R15	96	H	-
185/60R14	82	H	-	215/55ZR16	97	W	XL
185/60R15	84	H	-	215/60R16	95	H/V	-
185/60R15	88	H	XL	215/65R15	100	H	XL
185/65R14	86	T/H	-	215/65R16	98	H	-
185/65R15	88	T/H	-	215/70R15	98	T	-
185/70R13	86	T/H	-	215/70R16	100	T/H	-
185/70R14	88	H	-	225/50ZR16	96	W	XL
195/50R15	82	V	-	225/55ZR16	99	W	XL
195/50R16	84	H/V	-	225/60R15	96	H	-
195/55R15	85	V	-	225/60R16	102	H	XL
195/55R16	87	H/V	-	225/70R15	100	H	-
195/60R14	86	H	-	225/70R16	103	T	-
195/60R15	88	H/V	-				

FRC17 HP



Extremely quiet, using computer simulation to optimize variable pitch design and variable width silent groove three-dimensional pattern, effectively reduce driving noise and vibration, and significantly improve the NVH performance of tires. According to the actual measurement, at the driving speed of 70KM/H, the transmission noise in the vehicle is 3 dB lower than that of the previous generation.

Balanced wear resistance, the tread is added with wear-resistant formula rubber, and the stress distribution is optimized for the rigidity of the pattern block, so as to ensure a more uniform wear performance of the tire throughout its life cycle, and improve the service mileage of the product by 20%.



Energy saving and environmental protection, using the new rubber formula design with rich silicon raw materials, it realizes the close combination between filling molecules, effectively reduces the heat generation inside the rubber, and with the balanced contour design, effectively reduces the rolling resistance and improves the fuel economy. According to the actual measurement, at the driving speed of 40KM/H, the neutral taxiing distance is 10% higher than that of the previous generation.

Size	Load Index	Speed Rating	Enhanced	Max. Load (kg)	Max. Pressure (kpa)
175/70R14	84	H	-	500	300
185/60R15	84	H	-	500	300
185/60R15	88	H	XL	560	340
185/65R14	86	T	-	530	300
185/65R14	86	H	-	530	300
185/65R15	88	T	-	560	300
185/65R15	88	H	-	560	300
195/60R15	88	H	-	560	300
195/60R15	88	V	-	560	300
195/60R16	89	H	-	580	300
195/65R15	91	H	-	615	300
195/65R15	91	V	-	615	300
205/55R16	91	W	-	615	300
205/60R16	92	H	-	630	300
205/60R16	92	V	-	630	300
205/65R16	95	V	-	690	300
215/60R16	95	H	-	690	300
215/60R16	95	V	-	690	300



M+S	RIM SIZE	SECTION WIDTH	SPEED RATING
	14-16	175-215	T/H/V/W

FRC26 UHP



The "S"-shaped grooves effectively disperse the rigidity of the pattern, reduce driving noise, which makes the driving more comfortable and quite. With the use of advanced white carbon black formulation system and rubber mixing process, the rolling resistance of tires can be effectively reduced.

The durable and wear-resistant bionic design, the grooves of the center and outer ribs adopt a trimming design, which can prevent the edge of the tire block from warping when driving at highway, and effectively avoid early abnormal wear of the tire block.



The large shoulder blocks endow the tire blocks with sufficient rigidity and ground contact area, bringing superb handling and strong sportiness. The straight-running rib design with sawtooth on the outside increases the contact area of the tire when turning, and greatly improves the handling and stability of the tire.

Comfort

Handling

Silence

Braking

High speed

M+S	RIM SIZE	SECTION WIDTH	SPEED RATING
	15-20	195-275	H/V/W/Y

Size	Load Index	Speed Rating	Enhanced
195/45R16	84	V	XL
195/50R15	82	V	-
195/55R15	85	V	-
195/60R16	89	H	-
205/40Zr17	84	W	XL
205/45Zr16	87	W	XL
205/45Zr17	88	W	XL
205/50Zr16	91	W	XL
205/50Zr17	93	W	XL
205/55Zr16	91	W	-
205/55Zr16	94	W	XL
205/55Zr17	95	W	XL
215/35Zr18	84	W	XL
215/35Zr19	85	W	XL
215/40Zr16	86	W	XL
215/40Zr17	87	W	XL
215/40Zr18	89	W	XL
215/45Zr16	90	W	XL
215/45Zr17	91	W	XL
215/50Zr17	95	W	XL
215/55Zr16	97	W	XL
215/55Zr17	98	W	XL
225/30Zr19	84	W	XL
225/35Zr19	88	W	XL
225/35Zr20	90	W	XL
225/40Zr17	90	W	XL
225/40Zr18	92	W	XL
225/45Zr17	91	W	-
225/45Zr17	94	W	XL
225/45Zr18	95	W	XL
225/50Zr16	96	W	XL
225/50Zr17	98	W	XL
225/50Zr18	99	W	XL
225/55Zr16	99	W	XL
225/55Zr17	101	W	XL
225/55Zr18	102	W	XL
225/55Zr19	99	W	-
225/60R17	99	V	-
225/60R18	104	H/V	XL

Size	Load Index	Speed Rating	Enhanced
225/65R16	100	H	-
235/35Zr19	91	W	XL
235/35Zr20	92	W	XL
235/40Zr18	95	W	XL
235/45Zr17	97	W	XL
235/45Zr18	98	W	XL
235/45Zr19	99	W	XL
235/50Zr17	96	W	-
235/50Zr17	100	W	XL
235/50Zr18	101	W	XL
235/55Zr17	103	W	XL
235/55Zr18	104	W	XL
235/60R15	98	V	-
235/60R17	102	H/V	-
235/65R16	103	H	-
245/35Zr19	93	W	XL
245/35Zr20	95	Y	XL
245/40Zr17	95	W	XL
245/40Zr18	97	W	XL
245/40Zr19	98	W	XL
245/45Zr17	99	W	XL
245/45Zr18	100	W	XL
245/45Zr19	102	W	XL
245/50Zr18	100	W	-
245/60R15	101	V	-
255/35Zr18	94	Y	XL
255/35Zr19	96	W	XL
255/35Zr20	97	W	XL
255/40Zr18	99	W	XL
255/40Zr19	100	W	XL
255/45Zr18	103	W	XL
255/50Zr19	107	W	XL
255/55R18	109	V	XL
265/35Zr18	97	Y	XL
265/45Zr20	108	W	XL
265/50R20	111	V	XL
275/35Zr19	100	W	XL
275/40Zr20	106	W	XL

FRC66

ALL SEASON SUV TIRE



Four wide grooves design provide effective drainage and sufficient wet safety performance.

Design of central rib with sipes promotes the rigidity, help to balance high-speed performance and grip performance on wet land.



The compact shoulder design provide excellent handling performance with low noise.

Multiple blade groove pattern provide excellent grip and handling performance on wet land.

Comfort

Handling

Silence

Braking

High speed

M+S	RIM SIZE	SECTION WIDTH	SPEED RATING
	15-20	205-285	S/T/H/V

Size	Load Index	Speed Rating	Enhanced	Size	Load Index	Speed Rating	Enhanced
205/70R15	100	T	XL	245/70R16	107	T	-
215/55R18	95	V	-	245/70R16	111	H	XL
215/60R17	96	H	-	245/70R17	110	H	-
215/65R16	102	H	XL	255/50R19	107	V	XL
215/65R17	99	H	-	255/55R18	109	V	XL
215/70R16	100	T	-	255/55R19	111	V	XL
215/75R15	100	T	-	255/60R17	106	V	-
225/50R18	99	H	XL	255/60R18	112	V	XL
225/60R17	99	H	-	255/65R16	109	H	-
225/60R18	100	H	-	255/65R17	110	T/H	-
225/65R17	106	H	XL	255/70R15	108	T	-
225/65R17	102	H	-	255/70R16	111	T	-
225/70R16	103	T	-	265/50R19	110	V	XL
225/75R15	102	T	-	265/60R18	110	H	-
235/50R19	99	V	-	265/65R17	116	H	XL
235/55R17	103	V	XL	265/65R17	112	H	-
235/55R18	104	V	XL	265/65R18	114	H	-
235/60R16	100	V	-	265/70R15	112	T	-
235/60R17	102	H	-	265/70R16	112	T	-
235/60R18	107	H	XL	265/70R17	115	T	-
235/65R16	103	H	-	265/70R18	116	T	-
235/65R17	108	H	XL	275/45R19	108	V	XL
235/65R18	110	H	XL	275/55R19	111	V	-
235/70R16	106	T	-	275/65R17	115	H	-
235/75R15	105	S	-	275/65R18	116	H	-
245/55R19	103	V	-	275/70R16	114	T	-
245/60R18	105	H/V	-	285/50R20	116	V	XL
245/65R17	111	H	XL	285/65R17	116	H	-

FRC86

ALL TERRAIN TIRE - SUV



Solid staggered central rib design ensures straight-line driving stability and safety.

Promote the grip performance on wet and dry land, enhance the traction performance.

Prevent stone nipped, enhance the ability to get rid of the stone.

Enhance the block rigidity, endurance, weight-carrying ability and steering qualities during driving.

Size	Load Index	Speed Rating	Ply rating
215/70R16	100	T	-
225/70R16	103	T	-
235/60R18	107	H	-
235/70R16	106	T	-
245/70R16	107	T	-
255/55R18	109	H	-
255/70R16	111	T	-
265/60R18	110	H	-
265/65R17	112	T	-
265/70R16	112	T	-
265/70R17	115	T	-
275/65R17	115	T	-
275/70R16	114	T	-
285/60R18	120	H	-
215/75R15LT	100/97	R/Q	6PR
215/85R16LT	115/112	R/Q	10PR
225/75R15LT	108/104	Q	8PR

Size	Load Index	Speed Rating	Ply rating
LT225/75R15	108/104	Q	8PR
225/75R16LT	115/112	Q	10PR
235/80R17LT	120/117	R	10PR
235/85R16LT	120/116	R	10PR
245/70R17LT	119/116	S	10PR
245/75R16LT	120/116	R	10PR
245/75R17LT	121/118	R	10PR
265/70R17LT	121/118	S	10PR
285/70R17LT	121/118	S	8PR
265/70R18LT	124/121	S	10PR
275/65R18LT	123/120	S	10PR
LT275/65R18	123/120	S	10PR
285/75R16LT	126/123	R	10PR
30x9.50R15LT	104	Q	6PR
31*10.50R15LT	109	S	6PR
205R16C	110/108	S	8PR
215R15C	113/111	S	8PR



M+S	RIM SIZE	SECTION WIDTH	SPEED RATING
	15-18	205-285	Q/R/S/T/H

FRC866 RFT

RUNFLAT TIRE



The special block shoulder pattern design effectively protects the sidewall of the tire, which can protect the tire from being punctured and losing air pressure, and the tire can continue to drive after the complete loss of pressure. At zero air pressure, the self-supporting structure supports the weight of the car. It can run for more than an hour at 80km when it is punctured without air.

Bended steel groove, effectively reducing the noise while enlarging ground contact area.



Smooth asymmetric pattern, ensuring better controlling performance of outside while enhancing drainage of inside.

Four wide deep grooves keep excellent wetting performance and handling stability.

Outside shoulder reinforcement improving handling performance at curve, effectively preventing abnormal wear.

Comfort ▬

Handling ▬

Silence ▬

Braking ▬

High speed ▬

M+S	RIM SIZE	SECTION WIDTH	SPEED RATING
	17-18	205-245	W

UHPSize	Load Index	Speed Rating	Enhanced
215/55ZR18	99	W	XL
225/45ZR19	96	W	XL
225/55R19	99	V	-
235/45ZR18	98	W	XL
235/45ZR19	99	W	XL
235/55ZR20	105	W	XL
235/60R18	107	H	XL
235/60R18	107	V	XL
245/45ZR17	99	W	XL
245/45ZR20	103	W	XL
245/55ZR19	103	W	-
255/40ZR20	101	W	XL
255/45ZR19	104	W	XL
255/55ZR20	110	W	XL
265/40ZR20	104	W	XL
275/40ZR18	99	Y	-
275/40ZR20	106	W	XL
275/45ZR20	110	W	XL
285/40ZR19	103	Y	-

Runflat Size	Load Index	Speed Rating	Enhanced
225/45ZRF18	91	W	-
225/50ZRF17	94	W	-
225/55ZRF17	97	W	-
245/45ZRF18	96	W	-
245/50ZRF18	100	W	-
255/40ZRF18	95	W	-
255/50ZRF19	103	W	-
255/55ZRF18	105	W	-
225/55RF19	99	V	-

FRC868SRT RUNFLAT TIRE



The special block shoulder pattern design effectively protects the sidewall of the tire, which can protect the tire from being punctured and losing air pressure, and the tire can continue to drive after the complete loss of pressure. At zero air pressure, the self-supporting structure supports the weight of the car. It can run for more than an hour at 80km when it is punctured without air.

Using a new structure design, on the basis of optimizing the weight of the product, comprehensively improve the tire under the condition of air safety performance, bring high quality high-speed control stability.



Special high-elastic polymer and Low-heating technology, combined with the high resistance reversion vulcanization system containing special anti-fatigue agent, can ensure the high hardness of rubber support while improving the fatigue resistance and reducing heat generation. The rigidity of the material is improved under high temperature condition, and the support of the tire side is improved when the tire side is driven at high speed under the condition of air shortage.

Runflat Size	Load Index	Speed Rating	Enhanced	Max. Load (kg)	Max. Pressure (kpa)
235/50R18	97	V	-	730	300
235/55R19	101	V	-	825	300
245/40R19	98	Y	XL	750	340
245/45R19	102	W	XL	850	340
245/50R19	105	W	XL	925	340
275/40R19	101	Y	-	825	300

UHP Size	Load Index	Speed Rating	Enhanced	Max. Load (kg)	Max. Pressure (kpa)
235/50R18	97	V	-	730	300
235/55R19	101	V	-	825	300
245/40R19	98	Y	XL	750	340
245/45R19	102	W	XL	850	340
275/40R19	101	Y	-	825	300

Comfort
Handling
Silence
Braking
High speed

M+S	RIM SIZE	SECTION WIDTH	SPEED RATING
	18-19	235-275	V/W/Y

EXTRA FRC88 UHP



"Flying wing" large inclination with single guide symmetrical pattern, ensure the tire's super visual speed, drainage and steering performance.

Four criss-cross grooves design, ensure the excellent drainage and handling performance.



Center wide rib ensure the guide performance.

Wide available groove design avoid the air flow, decrease inordinate wear, increase tire life time.

M+S	RIM SIZE	SECTION WIDTH	SPEED RATING
	17-24	225-315	V/W/Y

Size	Load Index	Speed Rating	Enhanced	Size	Load Index	Speed Rating	Enhanced
225/30ZR22	87	W	XL	265/40ZR18	101	W	XL
235/30ZR20	88	W	XL	265/40ZR20	104	Y	XL
235/30ZR22	90	W	XL	265/40ZR22	106	W	XL
235/45ZR18	98	W	XL	265/50ZR20	111	W	XL
235/50ZR19	103	W	XL	275/25ZR24	96	W	XL
235/55ZR19	105	W	XL	275/30ZR24	101	W	XL
235/65R18	110	V	XL	275/35ZR20	102	W	XL
245/30ZR22	92	W	XL	275/40ZR19	105	W	XL
245/35ZR19	93	W	XL	275/40ZR20	106	W	XL
245/35ZR20	95	W	XL	275/45ZR20	110	W	XL
245/45ZR19	102	W	XL	275/55ZR20	117	W	XL
245/45ZR20	103	W	XL	275/60R20	115	V	-
245/50ZR20	102	W	-	275/60ZR20	115	W	-
245/55ZR19	103	W	-	285/35ZR22	106	W	XL
255/30ZR22	95	W	XL	285/45ZR19	111	W	XL
255/30ZR24	97	W	XL	285/45ZR22	114	W	XL
255/40ZR18	99	W	XL	285/50ZR20	116	W	XL
255/45ZR17	98	W	-	295/25ZR22	97	Y	XL
255/45ZR19	104	W	XL	295/30ZR22	103	W	XL
255/45ZR20	105	W	XL	295/35ZR24	110	W	XL
255/50ZR20	109	Y	XL	305/35ZR24	112	W	XL
255/55ZR20	110	W	XL	305/40ZR22	114	W	XL
265/30ZR19	93	W	XL	305/45ZR22	118	W	XL
265/30ZR22	97	W	XL	315/35ZR20	110	W	XL
265/35ZR22	102	W	XL				

FRC96

COMMERCIAL LIGHTTRUCKTIRE



Three longitudinal grooves enhance water evacuation.

Silent groove design decreases noise while tire rolling effectively.

Special more sipes and grooves design enhances the wet grip performance.

Enhanced shoulder design increases driving stability with high load.

Comfort

Handling

Silence

Braking

High speed

M+S	RIM SIZE	SECTION WIDTH	SPEED RATING
	14-16	175-235	N/Q/R/S/T

Size	Load Index	Speed Rating	Ply rating	Size	Load Index	Speed Rating	Ply rating
175/65R14C	90/88	T	6PR	215/70R15C	109/107	S	8PR
175/75R16C	98/96	Q	6PR	215/75R14C	112/110	S	8PR
185/75R16C	104/102	S	8PR	215/75R16C	116/114	R	10PR
195/60R16C	99/97	T	6PR	215/75R16LT	112/109	R	10PR
195/65R16C	104/102	T	8PR	225/65R16C	112/110	T	8PR
195/70R15C	104/102	S	8PR	225/70R15C	112/110	S	8PR
195/75R16C	107/105	S	8PR	225/70R15LT	106/103	S	8PR
195R14C	106/104	S	8PR	225/75R16C	121/120	R	10PR
195R14LT	105/103	S	8PR	235/65R16C	115/113	T	8PR
195R15C	106/104	S	8PR	6.50R15LT	106/101	N	10PR
195R15LT	106/104	S	8PR	6.50R16C	108/107	N	10PR
205/65R16C	107/105	T	8PR	6.50R16LT	107/102	N	10PR
205/70R15C	106/104	S	8PR	7.00R15LT	109/105	N	10PR
205/75R16C	110/108	R	8PR	7.00R16C	117/116	N	12PR
205R14C	109/107	N	8PR	7.00R16LT	115/110	N	12PR
215/60R16C	103/101	T	6PR	7.50R16C	121/120	N	12PR
215/65R16C	109/107	T	8PR				

MUD HUNTER



CROSS MAX



Cross-country pioneer
The interlaced and high and low design of the middle pattern blocks improve the tire's cross-country capability.

All-terrain capability
The block-in-block design of the tire shoulder improves the strength of pattern. The high and low shoulder and inside and outside shoulder are interlaced to greatly improve the passing performance.

Long lasting durability
The steel sheet design of the pattern blocks reduce the their rigidity and heat generation and can prolong the service life of the tire.

Self-cleaning capability
The tire grooves are gracefully shaped, improve the tire stiffness and can get rid of mud and stones.



Excellent pattern design to bring you a reliable carrying capacity and comfortable driving experience. Utilize the color formula and new technology to ensure the origin performance, to enhance the visual effects.

Special more sipes and grooves design enhances the wet grip performance.

Silent groove design decreases noise while tire rolling effectively.

Enhanced shoulder design increases driving stability with high load.

Size	Load Index	Speed Rating	Ply rating	Size	Load Index	Speed Rating	Ply rating
35x12.50R17LT	121	Q	10PR	LT285/75R16	126/12	Q	10PR
33x12.50R18LT	118	Q	10PR	285/75R16LT	126/123	Q	10PR
LT235/75R15	116/113	Q	10PR	LT265/70R17	121/118	Q	10PR
235/75R15LT	116/113	Q	10PR	265/70R17LT	121/118	Q	10PR
30x9.50R15LT	104	Q	6PR	LT285/70R17	121/118	Q	10PR
31x10.50R15LT	109	Q	6PR	285/70R17LT	121/118	Q	10PR
LT245/75R16	120/116	Q	10PR	33x12.50R20LT	114	Q	10PR
245/75R16LT	120/116	Q	10PR	35x12.50R20LT	121	Q	10PR
LT265/75R16	123/120	Q	10PR	35x12.50R18LT	123	Q	10PR
265/75R16LT	123/120	Q	10PR				

Size	Load Index	Speed Rating	Ply rating	Max. Load (kg)	Max. Pressure (kpa)
185R14C	102/100	S	8PR	850/800	450
195R14C	106/104	S	8PR	950/900	450
195R15C	106/104	S	8PR	950/900	450

ECOPLUS



X-ARROW



Tire shoulders are reinforced to ensure the strength of the shoulders and avoid bias wear.

The design of numerous three-dimensional corner cuts improves the three-dimensional appearance and resistance to abnormal wear.

Four wide and deep longitudinal grooves for excellent wetland drainage and handling stability.

Computer and gene combination simulation design to get the best combination of pattern and noise.



Extreme athletic performance
The single steering large inclination design gives the tires ultimate handling performance, bringing you the purest pleasure of drifting driving. The low hardness, high grip, and tear resistance formula enable the tires to have excellent track performance.

Extreme handling performance
The wide and continuous design of the tire shoulder increases the ground contact area of the tire during cornering, greatly improving force feedback, and endowing the tire with sufficient rigidity and grip performance. The bionic single guide pattern design with a large angle flying wing ensures rapid drainage capacity, and exhibits exceptional handling performance on slippery roads.

Size	Load Index	Speed Rating	Ply rating	Max. Load (kg)	Max. Pressure (kpa)
145/70R12	69	Q	-	325	300
145/80R12	74	Q	-	375	300
155/70R12	73	Q	-	365	300
155/80R12	77	Q	-	412	300
155/80R12	77	T	-	412	300
155R12C	83/81	Q	6PR	487/462	350
155R12C	83/81	N	6PR	487/462	350
155R12LT	83/81	Q	6PR	487/462	350
155R12LT	83/81	N	6PR	487/462	350

Size	Load Index	Speed Rating	Enhanced	Max. Load (kg)	Max. Pressure (kpa)
195/50R15	82	V	-	475	300
205/40R17	84	V	XL	500	340
225/45R17	94	V	XL	670	340